

BOURNS®

AVNET® ABACUS



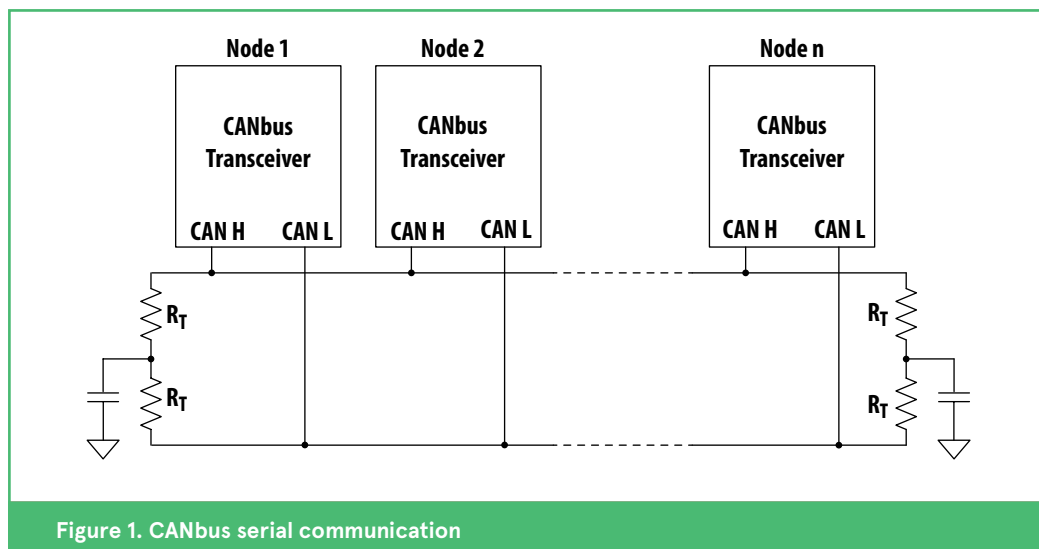
Bourns
CANbus surge protection solution

CANbus surge protection solution

INTRODUCTION

The Controller Area Network (CAN) is a communication protocol designed for transmitting data in harsh environments. This application note demonstrates a basic protection circuit that uses a dual TVS diode array, Bourns® Model CDSOT23-T24CAN*, to provide surge protection per IEC 61000-4-5 and ESD protection per IEC 61000-4-2.

Figure 1 below shows a typical CANbus differential communication scheme with n transceivers communicating on the serial bus. A twisted pair cable with a nominal characteristic impedance of 120 ohms is used to transmit the signal between nodes on the bus. The cable is terminated on both ends. The example in figure 1 shows a split termination that is often used to improve Electromagnetic Compatibility (EMC).

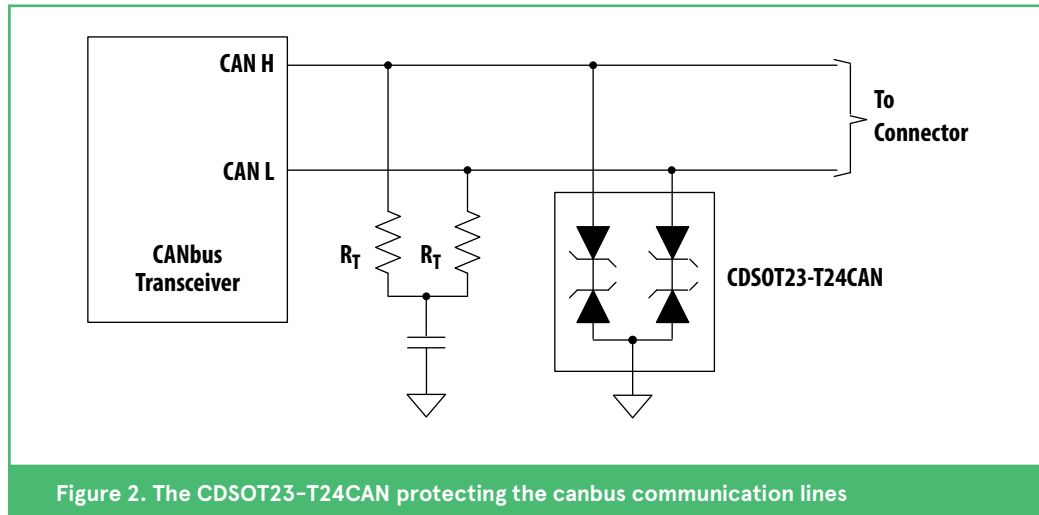


* Part numbers with a "Q" suffix denote automotive and other applications requiring AEC-Q101 compliance.

CANbus surge protection solution

THE CIRCUIT PROTECTION

Figure 2 shows one of the endpoint nodes (with termination) being protected by the Bourns® Model CDSOT23-T24CAN device. This dual, bidirectional device provides ESD and surge protection for the transceiver. Nodes in between the endpoints would not have the termination impedance.



The Bourns® Model CDSOT23-T24CAN is designed to be compatible with transceivers that have internal protection against 24 V_{DC} being connected to either CAN input/output (I/O) due to a wiring error. It is designed with a minimum breakdown voltage of 26.2 V so that it will not conduct during a 24 V_{DC} power-cross event. In the event that 24 V_{DC} is connected to one I/O and ground is connected to the second I/O, the termination resistors would not be protected, as the supply voltage would be directly across the two resistors shown in figure 2. If required for the design to survive this type of miswiring, the termination resistor's power capability would have to be sufficiently rated. All of the testing done for this application note was performed with a transceiver that is rated to withstand up to 40 V on its CAN H and CAN L I/O pins.

CANbus surge protection solution

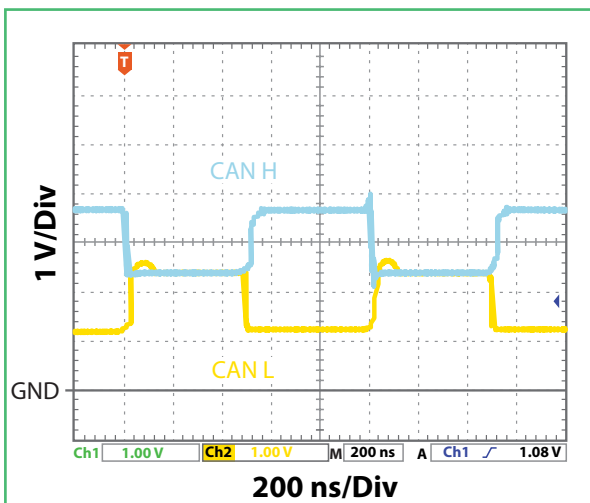
THE CIRCUIT PROTECTION (Continued)

Initial conditions

Prior to any testing, the test board was powered up and the performance was checked with a 1 MHz signal. The scope waveforms on the CAN H and CAN L signal lines as well as the power supply voltage and current are shown in figure 3 below. The performance of the transceiver was checked and the supply current was measured after each test was performed.



CDSOT23-T24CAN



Power Supply Voltage (V)
5.09
Power Supply Current (mA)
41

Figure 3. Initial CAN H and CAN L output waveforms

ESD test results

The design was tested at levels 1 through 4 per the IEC 61000-4-2 standard using an ESD simulator gun. The design was subjected to 10 discharges in each polarity at each test level. The results are shown in the table below. The performance was checked and the supply current was measured after the test was completed at each level. The design passed the test at all four levels with no change in performance or supply current.

Test level per IEC 61000-4-2	Test voltage (V)	Test result	Supply current after test (mA)	Performance
1	2	Pass	41	No change
2	4	Pass	41	No change
3	6	Pass	41	No change
4	8	Pass	41	No change

Table 1. ESD Test results - contact discharge

CANbus surge protection solution

THE CIRCUIT PROTECTION (Continued)

Surge test results

The Bourns® Model CDSOT23-T24CAN dual TVS diode array is designed to protect a CANbus transceiver against surge events per IEC 61000-4-5 (Level 1). The surge test setup below shows an ECAT surge generator connected to the test circuit through two 80 ohm resistors and two coupling devices. The surge generator's E501B output module, which generates a 1.2/50 μ s voltage, 8/20 μ s current combination wave, was used for the test. The test circuit was subjected to five 500 V longitudinal (common mode) surges in both the positive and negative polarities. The oscilloscope traces below show the clamp voltage with respect to ground for the CAN H and CAN L signal lines, as well as the total generator surge current, for each of these surges. The peak current on each line is ~ 5.5 A (11 A total for two lines) when subjected to the 500 V surge. The TVS diode clamped the voltage at the I/O of the transceiver to within 37 V during the surge. No change in performance or in supply current was measured after the surge test was completed.



CDSOT23-T24CAN

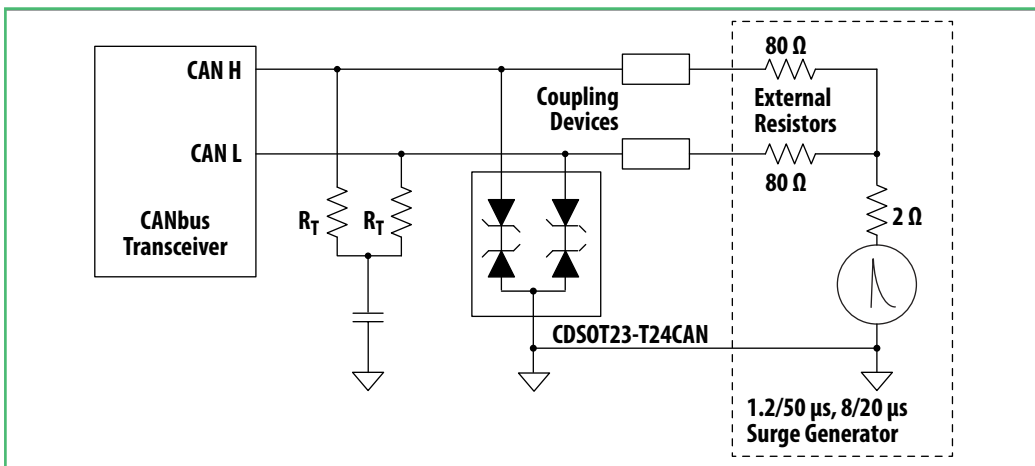


Figure 4. Surge test setup

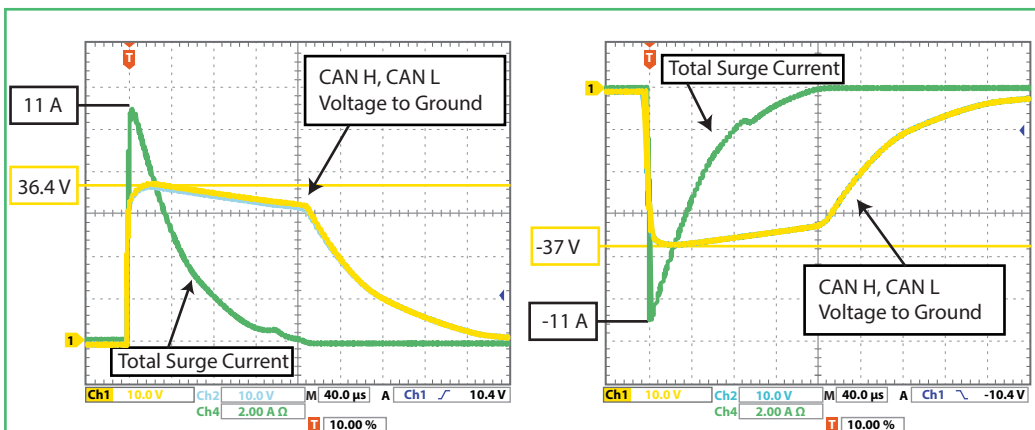


Figure 5. Surge test waveforms

CANbus surge protection solution

LAYOUT CONSIDERATIONS

The figure below shows an example of how the Bourns® Model CDSOT23-T24CAN can be connected on a double-sided Printed Circuit Board (PCB) design. The device should be placed as close to the bus connector as possible with short traces to the signal lines. Since the connector pin spacing is generally much larger than the pin spacing of the transceiver, it is relatively easy to do this. A standard 10 mil, 1 ounce copper trace is more than adequate to handle the peak current level from the 500 V surge discussed in the previous section. The ground pin of the device should be connected to the circuit board ground plane using a short trace and a via. If there is a ground area on the signal side of the circuit board near where the diode array is placed, it should be connected directly to it.



CDSOT23-T24CAN

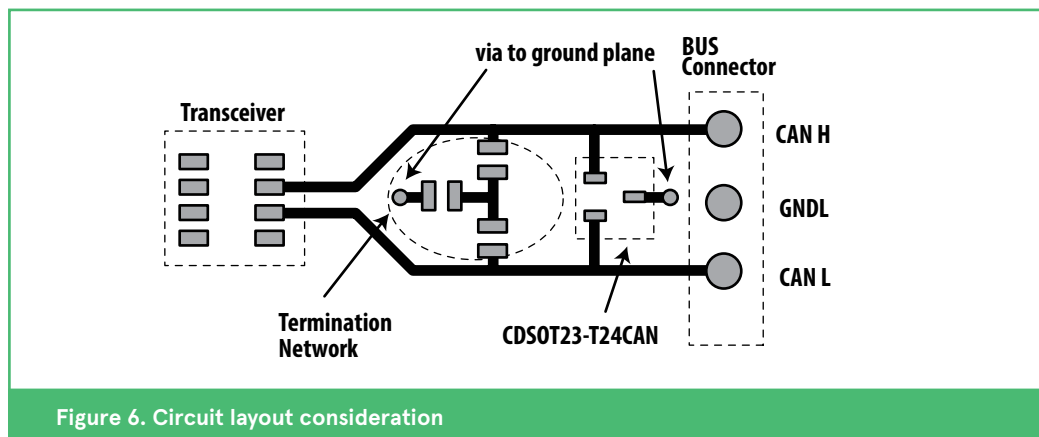


Figure 6. Circuit layout consideration

SUMMARY

The Bourns® Model CDSOT23-T24CAN dual, bidirectional TVS diode successfully protected a CANbus transceiver against damage from ESD (per IEC 61000-4-2 Level 4) and lightning surge (per IEC 61000-4-5 Level 1). Its minimum breakdown voltage of 26.2 V is designed to work in conjunction with a transceiver capable of withstanding a 24 V power cross event caused by miswiring.

FOR MORE INFORMATION

To find more about the Bourns Model CDSOT23-T24CAN , visit avnet-abacus.eu/bourns

Offices

AUSTRIA

Schönbrunner Str. 297-307
A-1120 Vienna
Phone: +43 1 86642 0
Fax: +43 1 86642 250
wien@avnet-abacus.eu

BELARUS

c/o Avnet Abacus Russia
Office 26, Building 2
10 Korovinskoye Shosse,
127486 Moscow
Phone: +7 (495) 737 3689
Fax: +7 (495) 737 3686
belarus@avnet-abacus.eu

BELGIUM

De Kleetlaan 3
1831 Diegem
Phone: +32 2 227 2000
diegem@avnet-abacus.eu

BULGARIA

c/o Avnet Abacus Austria
Schönbrunner Str. 297-307
A-1120 Vienna
Phone: +43 1 86642 0
Fax: +43 1 86642 250
bulgaria@avnet-abacus.eu

CROATIA

c/o Avnet Abacus Slovenia
Dunajska Cesta 167
1000 Ljubljana
Phone: +386 (0)1 560 97 54
Fax: +386 (0)1 560 98 78
croatia@avnet-abacus.eu

CZECH REPUBLIC

c/o Avnet Abacus Austria
Schönbrunner Str. 297-307
A-1120 Vienna
Phone: +43 1 86642-0
Fax: +43 1 86642 250
praha@avnet-abacus.eu

DENMARK

Knudlundvej 24
DK-8653 Them
Phone: +45 86 84 84 84
Fax: +45 86 84 82 44
them@avnet-abacus.eu

Lyskær 9, DK-2730 Herlev
Phone: +45 86 84 84 84
Fax: +45 43 29 37 00
herlev@avnet-abacus.eu

EGYPT

Canan Residence
Hendem Cad.
No:54 Ofis A2
Serifali Umraniye Istanbul
TR - 34775 Turkiye
Phone: +90 216 52 88 370
Fax: +90 216 52 88 377
egypt@avnet-abacus.eu

ESTONIA

Aida 5,
EE-80011 Pärnu
Phone: +372 56637737
paernu@avnet-abacus.eu

FINLAND

Pihatörmä 1 B
FI-02240 Espoo
Phone: +358 (0) 207 499 220
Fax: +358 (0) 207 499 240
espo@avnet-abacus.eu

FRANCE

Immeuble Carnot Plaza
14 Avenue Carnot
91349 Massy Cedex, Paris
Phone: +33 (0) 1 6447 2929
Fax: +33 (0) 1 6447 9150
paris@avnet-abacus.eu

8 chemin de la Terrasse
Bat D ter étage
31500 Toulouse
Phone: +33 (0) 5 6247 4787
Fax: +33 (0) 5 6247 4761
toulouse@avnet-abacus.eu

35 avenue des Peupliers
Les Peupliers2
35510 Cesson
Phone: +33 (0) 2 9983 7720
Fax: +33 (0) 2 9983 4829
rennes@avnet-abacus.eu

Parc Club du Moulin à Vent
Bât 10, 33 rue du Dr. G Lévy
F-69693 Vénissieux Cedex,
Lyon
Phone: +33 (0) 4 7877 1370
Fax: +33 (0) 4 7877 1391
lyon@avnet-abacus.eu

GERMANY

Englische Str. 27
D - 10587 Berlin
Phone: +49 (0) 30 790 997 0
Fax: +49 (0) 30 790 997 51
berlin@avnet-abacus.eu

Industriestr. 26
D-76297 Stutensee
Phone: +49 (0)7249 910 149
Fax: +49 (0)7249 910 177
stutensee@avnet-abacus.eu

Wilhelmstr. 1, D-59439
Holzwickede / Dortmund
Phone: +49 (0) 2301 2959 27
Fax: +49 (0) 2301 2959 29
dortmund@avnet-abacus.eu

Oehleckerling 9a - 13
22419 Hamburg
Phone: +49 (0) 40 608 23 59 0
Fax: +49 (0) 40 608 23 59 20
hamburg@avnet-abacus.eu

Gruber Str. 60c-60d
D-85586 Poing / Munich
Phone: +49 (0) 8121 777 03
Fax: +49 (0) 8121 777 531
muenchen@avnet-abacus.eu

Lina-Ammon-Str. 19 b
D-90471 Nürnberg
Phone: +49 (0) 911 244 250
Fax: +49 (0) 911 244 25 25
nuernberg@avnet-abacus.eu

Gutenbergstr. 15
D-70771 Leinfelden-
Echterdingen / Stuttgart
Phone: +49 (0) 711 78260 02
Fax: +49 (0) 711 78260 333
stuttgart@avnet-abacus.eu

Gaußstraße 10
D-31275 Lehrte
Phone: +49 (0) 5132 5099 0
Fax: +49 (0) 5132 5099 76
lehrte@avnet-abacus.eu

GREECE

c/o Abacus Avnet Austria
Schönbrunner Str. 297-307
A-1120 Vienna
Phone: +43 1 86642-0
Fax: +43 1 86642 250
greece@avnet-abacus.eu

HUNGARY

c/o Avnet Abacus Austria
Schönbrunner Str. 297-307
A-1120 Vienna
Phone: +43 1 86642-0
Fax: +43 1 86642 250
budapest@avnet-abacus.eu

IRELAND

c/o Avnet Abacus Bolton
Oceanic Building
Waters Meeting Road
Bolton BL1 8SW
Phone: +44 (0)1204 547170
Fax: +44 (0)1204 547171
bolton@avnet.eu

ISRAEL

Avnet Components Israel Ltd.
P.O. Box 48 Tel-Mond, 4065001
Phone: 972-9-7780280
Fax: 972-3-760-1115
avnet.israel@avnet.com

ITALY

Via Manzoni 44
I-20095 Cusano Milanino
(Milano)
Phone: +39 02 660 921
Fax: +39 02 66092 332
milano@avnet-abacus.eu

Viale dell'industria 23
I-35129 Padova
Phone: +39 049 7800 381
Fax: +39 049 7730 36
padova@avnet-abacus.eu

Via Zoe Fontana 220
I-00131 Roma
Phone: +39 06 4123 1952
Fax: +39 06 4192 618
roma@avnet-abacus.eu

Via Scaglia Est. 31/33
41126 Modena
Phone: +39 059 34891
Fax: +39 059 344993
modena@avnet-abacus.eu

Via Panciatchi 40/11
I-50127 Firenze
Phone: +39 055 436 1928
Fax: +39 055 428 8810
firenze@avnet-abacus.eu

LATVIA

c/o Avnet Abacus Poland
Plac Solny 16
PL-50-062 Wroclaw
Phone: +48 71 34 205 99
Fax: +48 71 34 229 10
latvia@avnet-abacus.eu

LITHUANIA

c/o Avnet Abacus Poland
Plac Solny 16
PL-50-062 Wroclaw
Phone: +48 71 34 205 99
Fax: +48 71 34 229 10
lithuania@avnet-abacus.eu

NETHERLANDS

Stadionstraat 2, 6th fl.
NL-4815 NG Breda
Phone: +31 (0) 76 57 22 300
Fax: +31 (0) 76 57 22 303
breda@avnet-abacus.eu

NORWAY

Ryensvingen 3 B
N-0680 Oslo
Phone: +47 (0) 22 70 76 60
Fax: +47 (0) 22 70 76 61
oslo@avnet-abacus.eu

POLAND

Plac Solny 16
PL-50-062 Wroclaw
Phone: +48 71 34 205 99
Fax: +48 71 34 229 10
wroclaw@avnet-abacus.eu

PORTUGAL

Tower Plaza, Rot. Eng. Edgar
Cardoso, 23, Pl. 14, Sala E
PT-4400-676 Vila Nova
de Gaia
Phone: +351 223 779502
Fax: +351 223 779503
portugal@avnet-abacus.eu

ROMANIA

c/o Avnet Abacus Slovenia
Dunajska Cesta 159
1000 Ljubljana
Phone: +386 (0)1 560 97 54
Fax: +386 (0)1 560 98 78
romania@avnet-abacus.eu

RUSSIA

Office 31, Building 2
10 Korovinskoye Shosse
127486 Moscow
Phone: +7 (495) 737 3689
Fax: +7 (495) 737 3686
Moscow@avnet-abacus.eu

SERBIA

c/o Avnet Abacus Slovenia
Dunajska Cesta 167
1000 Ljubljana
Phone: +386 (0)1 560 97 54
Fax: +386 (0)1 560 98 78
serbia@avnet-abacus.eu

SLOVAKIA

c/o Avnet Abacus Austria
Schönbrunner Str. 297-307
A-1120 Vienna
Phone: +43 1 86642-0
Fax: +43 1 86642 250
slovakia@avnet-abacus.eu

SLOVENIA

Dunajska Cesta 167
1000 Ljubljana
Phone: +386 (0)1 560 97 54
Fax: +386 (0)1 560 98 78
ljubljana@avnet-abacus.eu

SOUTH AFRICA

Ground Floor, Forrest House
Belmont Office Park
Belmont Road, Rondebosch
7700, Cape Town
Phone: +27 (0) 21 689 4141
Fax: +27 (0) 21 686 4709
sales@avnet.co.za

202 Chelmsford, 2nd Floor
Nelson Road, Essex Gardens,
Westville, 3629, Durban
Phone: +27 (0) 31 266 8104
Fax: +27 (0) 31 266 1891
sales@avnet.co.za

Block 3, Pinewood Office Park
33 Riley Road
Woodmead, 2191
Sandton, Johannesburg
Phone: +27 (0) 11 319 8600
Fax: +27 (0) 11 319 8650
sales@avnet.co.za

SPAIN

NyN Tower, C/ Tarragona,
151-157, Floor 19
ES-08014 Barcelona
Phone: +34 (0) 93 327 85 50
Fax: +34 (0) 93 425 05 44
barcelona@avnet-abacus.eu

Plaza Zabalgane
12 Bajo Izda,
Galdakao / Vizcaya
ES -48960 Bilbao
Phone: +34 (0) 94 457 0044
Fax: +34 (0) 94 456 8855
bilbao@avnet-abacus.eu

C/Chile, 10 2ª Plta.
Oficina 229
ES -28290 Las Matas / Madrid
Phone: +34 (0) 913 72 7200
Fax: +34 (0) 916 36 9788
madrid@avnet-abacus.eu

SWEDEN

Löfströms Allé 5,
Sundbyberg, Box 1830,
SE-171 27 Solna
Phone: +46 (0) 858 746200
Fax: +46 (0) 858 746 001
stockholm@avnet-abacus.eu

Smörhålevägen 3
SE-43442 Kungsbacka
Phone: +46 (0)8 58746 200
Fax: +46 (0)300 140 15
gothenburg@avnet-abacus.eu

SWITZERLAND

Bernstrasse 392
CH-8953 Dietikon
Phone: +41 (0) 43 322 49 90
Fax: +41 (0) 43 322 49 99
zurich@avnet-abacus.eu

TURKEY

Tatlisu Mahallesi,
Pakdil Sokak
No:5 B Blok Kat 2
34774 Umraniye
Istanbul Turbine
Phone: +90 216 52 88 370
Fax: +90 216 52 88 377
istanbul@avnet-abacus.eu

UK

First Floor, The Gatehouse
Gatehouse Road
Aylesbury, Bucks
HP19 8DB
Phone: +44 (0) 1296 678920
Fax: +44 (0) 1296 678939
aylesbury@avnet.eu

Building 5
Waltham Park
White Waltham
Maidenhead
Berkshire SL6 3TN
Phone: +44 (0)1628 512900
Fax: +44 (0)1628 512999
maidenhead@avnet.eu

Avnet House
Rutherford Close
Meadway,
Stevenage
Hertfordshire SG1 2EF
Phone: +44 (0)1438 788 500
Fax: +44 (0)1438 788 250
stevenage@avnet.eu

Oceanic Building
Waters Meeting Road
Bolton
BL1 8SW
Phone: +44 (0)1204 547170
Fax: +44 (0)1204 547171
bolton@avnet.eu

UKRAINE

c/o Avnet Abacus Poland
Plac Solny 16
PL-50-062 Wroclaw
Phone: +48 71 34 205 99
Fax: +48 71 34 229 10
ukraine@avnet-abacus.eu

All trademarks and logos are the property of their respective owners. This document provides a brief overview only, no binding offers are intended. No guarantee as to the accuracy or completeness of any information. All information is subject to change, modifications and amendments without notice. Printed on FSC certified paper.