

UNDERSTANDING POLYMER AND HYBRID CAPACITORS

WHITE PAPER

VERSION 1.0



MAXIMIZED PERFORMANCE AND RELIABILITY

HIGH RIPPLE CURRENT

LONG LIFE

HIGH CAPACITANCE

STABLE AGAINST AGING

STABLE AGAINST TEMPERATURE

ENHANCED SAFETY

LOW ESR

SMART CHOICE FOR SMOOTHING AND BACKUP

GREAT FREQUENCY CHARACTERISTICS

NO VOLTAGE DERATING

ADVANCED CAPACITORS BASED ON CONDUCTIVE POLYMERS MAXIMIZE PERFORMANCE AND RELIABILITY

INDEX

Introduction	3
Polymer capacitor varieties	3
Polymer capacitor advantages.	6
Reliable capacitors for IT infrastructure	9
Polymer and hybrid capacitors are road ready	10
Robust capacitors for industrial use	10
Hybrid capacitor performance advantages.	10

UNDERSTANDING POLYMER AND HYBRID CAPACITORS

ADVANCED CAPACITORS BASED ON CONDUCTIVE POLYMERS MAXIMIZE PERFORMANCE AND RELIABILITY

INTRODUCTION

Capacitors may seem simple enough, but specifying them has actually grown more complex in recent years. The reason why comes down to freedom of choice. The universe of capacitors has expanded greatly over the past few years, in large part because of capacitor designs that take advantage of advances in conductive polymers.

These advanced capacitors sometimes use conductive polymers to form the entire electrolyte. Or the conductive polymers can be used in conjunction with a liquid electrolyte in a design known as a hybrid capacitor. Either way, these polymer-based capacitors offer a performance edge over conventional electrolytic and ceramic capacitors when it comes to:

- Electrical characteristics.
- Stability.
- Longevity.
- Reliability.
- Safety.
- Life cycle cost.

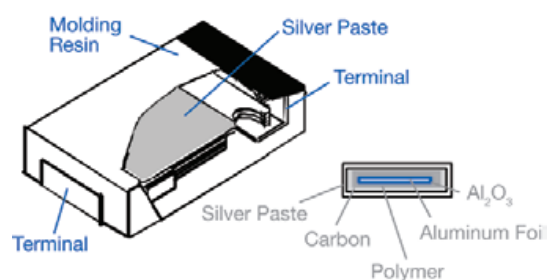
The various polymer and hybrid capacitors have distinct sweet spots in terms of their ideal voltages, frequency characteristics, environmental conditions and other application requirements. In this paper, we'll show you how to identify the best uses for each type of advanced capacitor. We'll also highlight specific applications in which a polymer or hybrid capacitor will outperform traditional electrolytic or even ceramic capacitors.

POLYMER CAPACITOR VARIETIES

Polymer capacitors come in four main varieties, including the hybrid. Each type has different electrolytic and electrode materials, packaging and application targets:

- **Layered polymer aluminum capacitors** use conductive polymer as the electrolyte and have an aluminum cathode (see Figure 1). Depending on the specific model, these capacitors cover a voltage range from 2–35V and offer capacitances between 2.2–560 μ F. The distinguishing electrical characteristic of these polymer capacitors is their extremely low equivalent series resistance (ESR). For example, some of our SP-Cap[™] polymer capacitors have ESR values as low as 3m Ω , which is among the lowest in the industry. Packaged in a molded resin as compact surface mount devices, these layered polymer capacitors have a low profile. As a result of the electrical and form factor characteristics, they have applications in a variety of handheld electronic devices or other applications that require a low-profile capacitor that will not interfere with a nearby heat sink.

FIGURE 1 – LAYERED POLYMER ALUMINIUM CAPACITOR



UNDERSTANDING POLYMER AND HYBRID CAPACITORS

ADVANCED CAPACITORS BASED ON CONDUCTIVE POLYMERS MAXIMIZE PERFORMANCE AND RELIABILITY

- Wound polymer aluminum capacitors** are also based on conductive polymers and aluminum, but they have a wound foil structure (see Figure 2). The wound polymer capacitors cover a wider range of voltages and capacitance values than other types of polymer capacitors. Voltages extend from 2.5 to 100V, while capacitances run from 3.3 to 2,700 μ F. Like the layered polymer capacitors, the wound style has extremely low ESR values. Some of our OS-CON[™] capacitors, for instance, have ESR values below 5m Ω . The wound style can also be surface mounted, though they are not quite as compact as the layered capacitors.
- Polymer tantalum capacitors** employ a conductive polymer as the electrolyte and have a tantalum cathode (see Figure 3). They span voltages from 2 to 35V and capacitances from 3.9 to 1,500 μ F. They, too, have low ESR values. They, too, have low ESR, with some of our POSCAP[™] capacitors exhibiting ESR values as low as 5m Ω . Packaged in a molded resin case, the tantalum polymer capacitors are among the most compact on the market. Our POSCAP M size, for example, measures just 2.0 by 1.25mm. Though compact, a wide range of sizes is available for this capacitor type.

FIGURE 2 – WOUND POLYMER ALUMINUM CAPACITORS

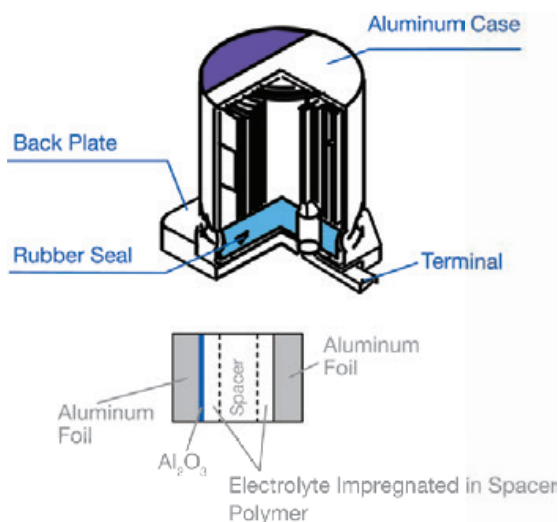
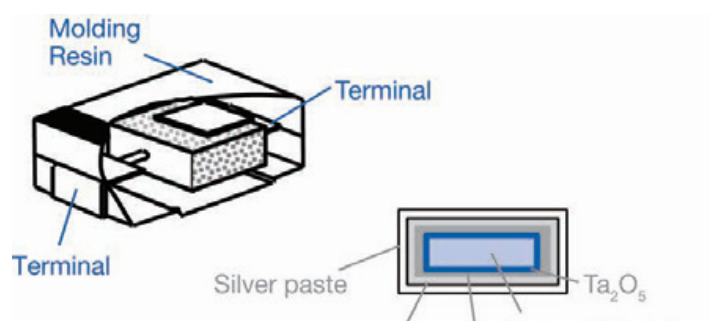


FIGURE 3 – POLYMER TANTALUM CAPACITORS

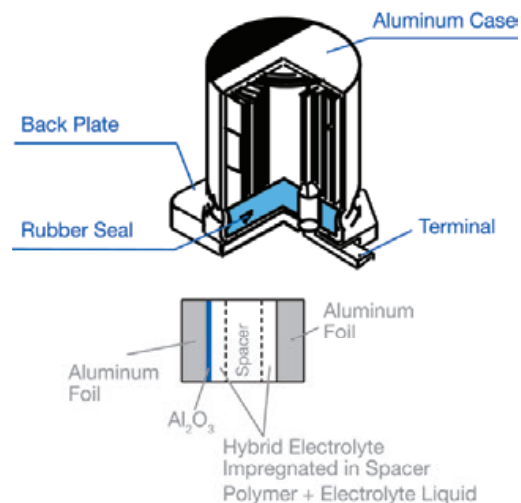


UNDERSTANDING POLYMER AND HYBRID CAPACITORS

ADVANCED CAPACITORS BASED ON CONDUCTIVE POLYMERS MAXIMIZE PERFORMANCE AND RELIABILITY

- Polymer hybrid aluminum capacitors.** As their name suggests, these capacitors use a combination of a liquid and conductive polymer to serve as the electrolyte (see Figure 4) and aluminum as the cathode. Think of this technical approach as the best of both worlds: The polymer offers high conductivity—and a correspondingly low ESR. The liquid portion of the electrolyte, meanwhile, can withstand high voltages and provide higher capacitance ratings due to its large effective surface area. The hybrid capacitors offer a voltage range from 25 to 80V and capacitances between 10 and 330 μ F. At 20 to 120m \emptyset , ESR values for hybrids are higher than other types of polymer capacitors, but still very low considering the higher power applications they address.

FIGURE 4 – POLYMER HYBRID ALUMINUM CAPACITORS



UNDERSTANDING POLYMER AND HYBRID CAPACITORS

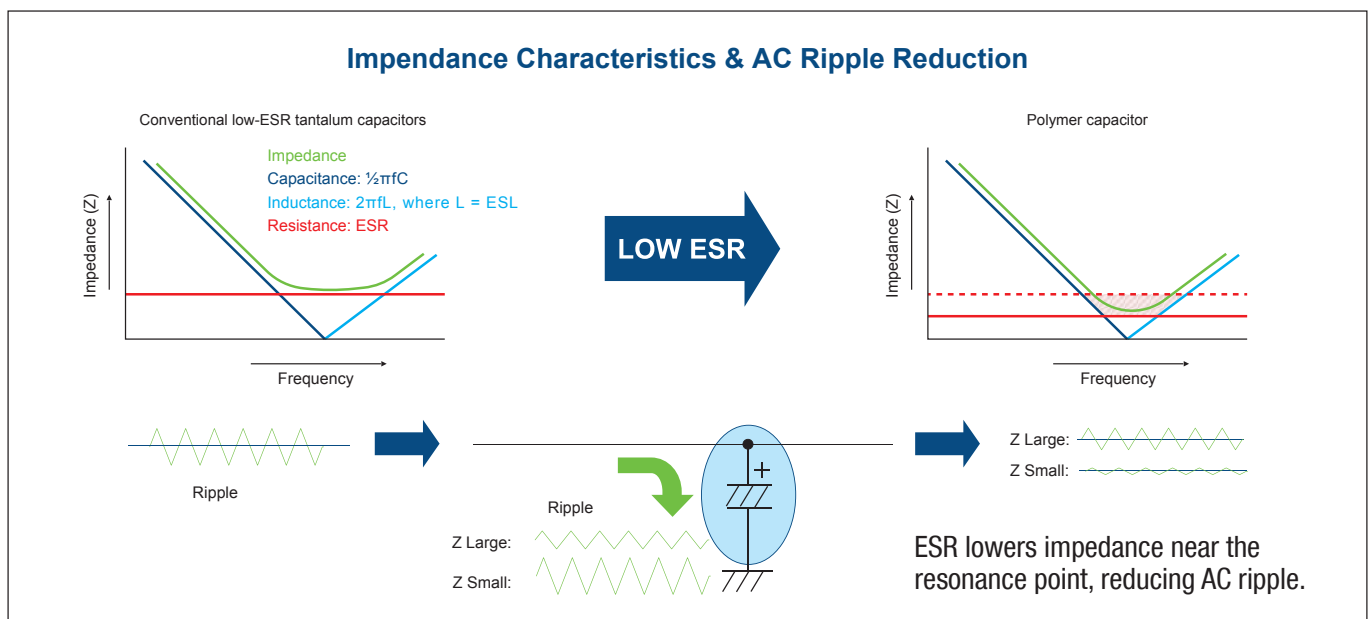
ADVANCED CAPACITORS BASED ON CONDUCTIVE POLYMERS MAXIMIZE PERFORMANCE AND RELIABILITY

POLYMER CAPACITOR ADVANTAGES

Despite differences in their materials and construction, the four types of polymer capacitors share a collection of desirable electrical properties:

- Great frequency characteristics.** Thanks to their ultra low ESR values, polymer capacitors have a low impedance near their resonance point (see Figure 5). And lower impedance reduces AC ripple in power circuits. Our testing has revealed as much as a fivefold reduction in peak-to-peak voltage changes when comparing polymer capacitors to conventional low-ESR tantalum capacitors.

FIGURE 5 – IMPEDANCE CHARACTERISTICS & AC RIPPLE REDUCTION



UNDERSTANDING POLYMER AND HYBRID CAPACITORS

ADVANCED CAPACITORS BASED ON CONDUCTIVE POLYMERS MAXIMIZE PERFORMANCE AND RELIABILITY

- Stable capacitance.** With ceramic capacitors, capacitance drifts in response to temperature changes and DC bias. Polymer capacitors have no such problem and remain stable over time (see Figure 6). This stability is particularly important in industrial and automotive applications, which tend to experience fluctuations in operating temperatures. We've seen cases where elevated temperatures caused an effective capacitance loss

of 90% or more for ceramic capacitors, meaning that the conventional capacitors deliver subpar performance in the field. Hybrid capacitors add another dimension to capacitance stability. They keep a stable capacitance in the face of common operating conditions—high frequencies and low temperatures—that reduce the capacitance of conventional liquid electrolytic capacitors. (see Figure 7).

FIGURE 6 – POLYMER CAPACITORS RESPONSE TO TEMPERATURE AND DC BIAS

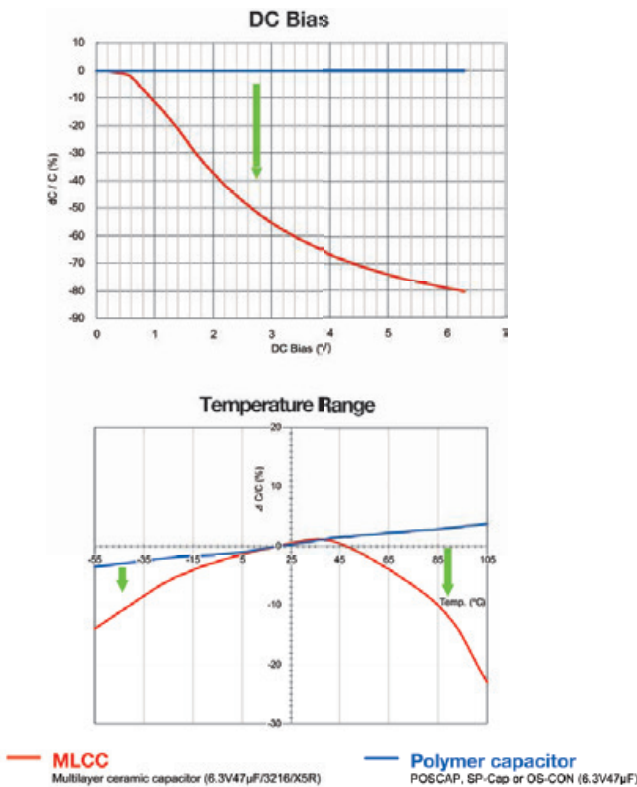
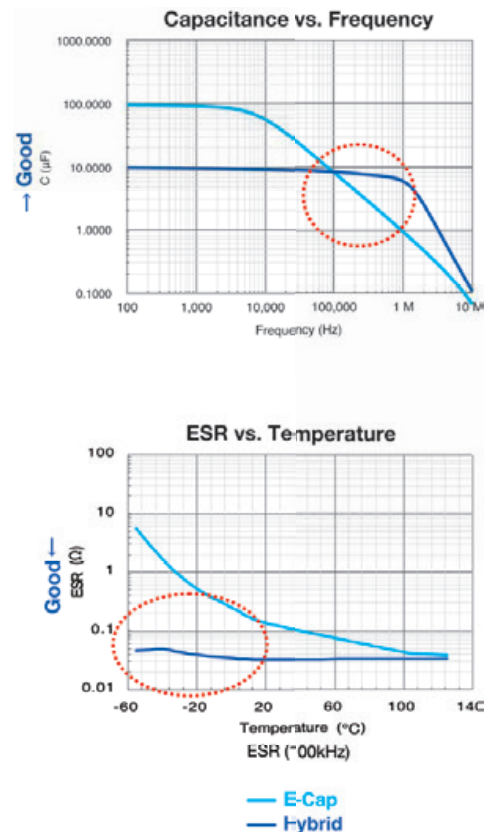


FIGURE 7 – HYBRID CAPACITORS' RESPOND TO HIGH FREQUENCIES AND LOW TEMPERATURES



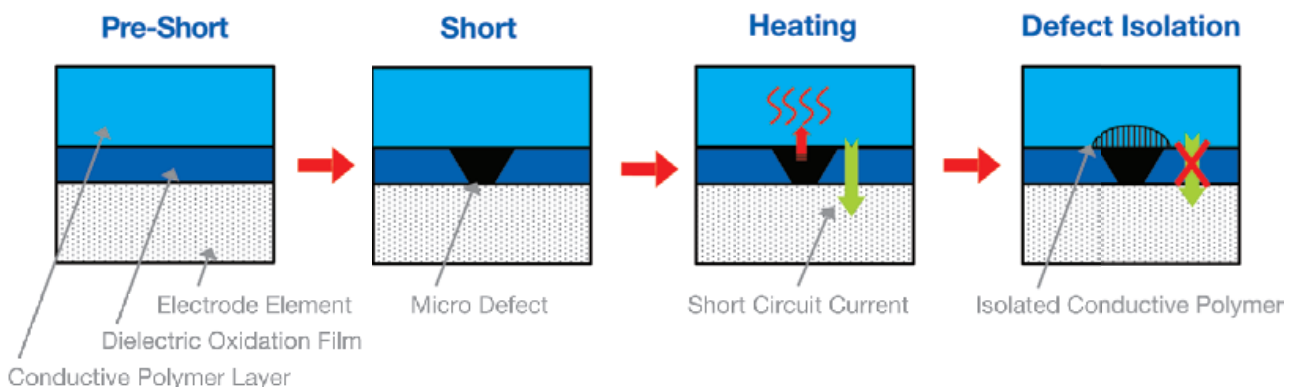
UNDERSTANDING POLYMER AND HYBRID CAPACITORS

ADVANCED CAPACITORS BASED ON CONDUCTIVE POLYMERS MAXIMIZE PERFORMANCE AND RELIABILITY

- Enhanced safety.** Conventional electrolytic capacitors can suffer from safety issues that could cause them to short circuit and fail. The problem arises when electrical or mechanical stresses create defects or discontinuities in the oxide film that forms the capacitor’s dielectric. Polymer capacitors have a self-healing capability that eliminates this failure mode. The repair takes place in response to the joule heating that occurs when a dielectric defect triggers a short circuit. The heating breaks the molecular chain of the conductive polymer near the defect, driving up its resistance and effectively forming a barrier against any current leaking from the electrode (see Figure 8). In the case of hybrid capacitors, an additional self-healing mechanism comes into play—because the liquid electrolyte causes current flow near the defect to reoxidize the

aluminum. We have conducted numerous over-voltage tests to demonstrate the self-repairing nature of polymer and hybrid capacitors. One such test compared our SP-Cap polymer capacitors to a conventional tantalum-MnO₂ capacitors. The polymer model withstood short currents as high as 7 amps, while the tantalum capacitor started smoking at 3 amps and ignited at 5 amps. This safety enhancement has important design and cost implications. Conventional tantalum capacitors are normally derated in use by 30 to 50% their labeled voltage to ensure that they operate safely. This derating, while a common and accepted engineering practice, results in an upsizing of capacitors and increased cost. For our polymer capacitors, by contrast, we guarantee operation at 90% of the full-rated voltage.

FIGURE 8 - ENHANCED SAFETY



UNDERSTANDING POLYMER AND HYBRID CAPACITORS

ADVANCED CAPACITORS BASED ON CONDUCTIVE POLYMERS MAXIMIZE PERFORMANCE AND RELIABILITY

Polymer capacitors have been in production since 1990. But they continue to evolve, both in terms of their electrical characteristics and their sizing. Consider our aluminum polymer capacitor line, for example. Upcoming models will drive ESR even lower and capacitance even higher to 2m \emptyset and 680 μ F, respectively. Or looking at the tantalum polymer line, new models will offer reductions in ESR in smaller surface mount packages. For example, the 3.5x2.8–mm B-Size capacitors will likely see a drop in ESR from 9 to 6m \emptyset .

Our hybrid capacitor line is evolving too. We are expanding the voltage coverage with new 16 and 100V capacitors. Life cycle and ripple current specifications are also slated for improvement in upcoming product releases.

These continuous technical improvements will make polymer and hybrid capacitors an increasingly attractive alternative to conventional tantalum-MnO₂ and multi-layer ceramic capacitor (MLCC) technologies.

RELIABLE CAPACITORS FOR IT INFRASTRUCTURE

Conventional electrolytic capacitors tend to fail prematurely when their liquid electrolyte dries up, which happens in response to elevated temperatures and long on times. Conventional tantalum capacitors are one possible solution to these premature failures. However, tantalums require voltage derating to avoid a very undesirable failure mode—namely, the potential for fires. Polymer wound capacitors such as OS-CON do not have a liquid electrolyte and therefore can have extremely long life. POSCAP polymer-tantalum capacitors contain no oxygen in their formulation. So they are not prone to combustion upon failure. SP-Caps also have a similar benign failure mode.

All three families of advanced capacitor also offer the features required for information infrastructure:

- Compact size
- Low ESR
- High Ripple Current
- Long Life

More advanced polymer-based capacitors have emerged as a way to improve lifecycle and reliability of IT equipment such as servers, switches, routers and modems

UNDERSTANDING POLYMER AND HYBRID CAPACITORS

ADVANCED CAPACITORS BASED ON CONDUCTIVE POLYMERS MAXIMIZE PERFORMANCE AND RELIABILITY

POLYMER AND HYBRID CAPACITORS ARE ROAD READY

Polymer capacitors are seeing increasing use in automotive electronic applications. Our polymer and hybrid capacitors meet the following automotive production requirements:

- OS-CON, Hybrid and POSCAP models comply with AEC standards.
- Capacitors are produced in a TS16949 certified production facility.
- Production Part Approval Process (PPAP).

ROBUST CAPACITORS FOR INDUSTRIAL USE

The increased use of electronics in industrial applications has created a need for more robust capacitor solutions. These demanding applications often have unforgiving operating environments that are not friendly to conventional capacitor technology such as aluminum electrolytics.

Capacitors utilizing polymer technology, such as our OS-CON and Hybrid models, are ideally suited for these applications because they offer a combination of:

- Long Life
- Low ESR
- High Ripple Current
- High Temperature
- High Voltage
- High Capacitance

Industrial applications that can benefit from advanced polymer and hybrid capacitors include motor drives, power inverters and specialty lighting.

Controller applications can take advantage of polymer-based capacitors too. Our POSCAP polymer tantalum and SP-Cap models have all the electrical characteristics we just mentioned but also have compact form factors that make it easy to integrate them in industrial control systems.

HYBRID CAPACITOR PERFORMANCE ADVANTAGES

Driven by miniaturization of electrical components and higher switching frequencies of many electrical devices, hybrid capacitors have started to get more traction.

Hybrids are known for their stable electrical characteristics at high frequencies. These robust capacitors also have other compelling advantages that make a difference in applications such as computer servers, backup devices and networking gear as well as industrial motors, automotive engine control units, security cameras and LED lighting. Among the advantages:

Hybrids are compact. Given the ongoing push to miniaturize electrical equipment, the size of capacitors has taken on a growing importance. Surface mount hybrid capacitors measuring just 6.3 x 5.8mm can handle 35V and offer a capacitance of 47µF. The small size can save a significant amount of board space. In a recent 48V power supply application, hybrid capacitors occupied just 13% of the board space required by aluminum electrolytic capacitors.

UNDERSTANDING POLYMER AND HYBRID CAPACITORS

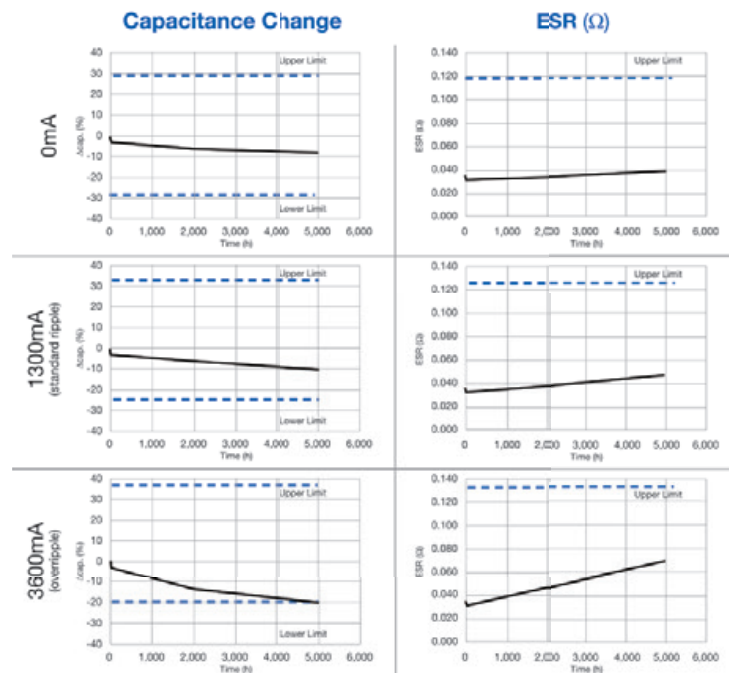
ADVANCED CAPACITORS BASED ON CONDUCTIVE POLYMERS MAXIMIZE PERFORMANCE AND RELIABILITY

Hybrids maximize reliability. Capacitors cannot just be small, they also need to hold up under challenging electrical and environmental conditions. By nearly every measure, hybrid capacitors outperform equivalent aluminum electrolytic and polymer capacitors hands down. To take a few examples, hybrid capacitors have significantly better endurance and humidity resistance than either their electrolytic or polymer counterparts. Hybrids also have significantly higher tolerance for large ripple currents, inrush currents and elevated temperature (See Figure 9).

Taken together, the size and reliability produce a strong cost benefit for using hybrid capacitors—in spite of their higher upfront prices. The higher ripple current specification alone can result in a 20% reduction in cost by increasing the life cycle of the capacitor. In the 48V power supply application we just mentioned, the hybrid capacitors had a total cost 50% lower than the equivalent aluminum electrolytic capacitors, with the savings coming from reductions in board cost, warranty cost and ability to withstand high ripple current.

Taken together, the size and reliability produce a strong cost benefit for using hybrid capacitors—in spite of their higher upfront prices

FIGURE 9 – HYBRID CAPACITORS’ CAPACITANCE CHANGE AND ESR



Hybrid capacitors exhibit high reliability when subjected to high ripple currents. In recent testing, the capacitors had the electrical characteristics at no load and rated ripple current (1,300mA) conditions. At three times the rated ripple current (3,600mA), the capacitor’s electrical characteristics did change, but no shortage took place.

Offices

AUSTRIA

Schönbrunner Str. 297-307
A-1120 Vienna
Phone: +43 1 86642 0
Fax: +43 1 86642 250
wien@avnet-abacus.eu

BELARUS

c/o Avnet Abacus Russia
Office 26, Building 2
10 Korovinskoye Shosse,
127486 Moscow
Phone: +7 (495) 737 3689
Fax: +7 (495) 737 3686
belarus@avnet-abacus.eu

BELGIUM

De Kleetlaan 3
1831 Diegem
Phone: +32 2 227 2000
diegem@avnet-abacus.eu

BULGARIA

c/o Avnet Abacus Austria
Schönbrunner Str. 297-307
A-1120 Vienna
Phone: +43 1 86642 0
Fax: +43 1 86642 250
bulgaria@avnet-abacus.eu

CROATIA

c/o Avnet Abacus Slovenia
Dunajska Cesta 167
1000 Ljubljana
Phone: +386 (0)1 560 97 54
Fax: +386 (0)1 560 98 78
croatia@avnet-abacus.eu

CZECH REPUBLIC

c/o Avnet Abacus Austria
Schönbrunner Str. 297-307
A-1120 Vienna
Phone: +43 1 86642-0
Fax: +43 1 86642 250
praha@avnet-abacus.eu

DENMARK

Knudlundvej 24
DK-8653 Them
Phone: +45 86 84 84 84
Fax: +45 86 84 82 44
them@avnet-abacus.eu

Lyskær 9, DK-2730 Herlev
Phone: +45 86 84 84 84
Fax: +45 43 29 37 00
herlev@avnet-abacus.eu

EGYPT

Canan Residence
Hendem Cad.
No:54 Ofis A2
Serifali Umraniye Istanbul
TR - 34775 Turkiye
Phone: +90 216 52 88 370
Fax: +90 216 52 88 377
egypt@avnet-abacus.eu

ESTONIA

Aida 5,
EE-80011 Pärnu
Phone: +372 56637737
paernu@avnet-abacus.eu

FINLAND

Pihatörmä 1 B
FI-02240 Espoo
Phone: +358 (0) 207 499 220
Fax: +358 (0) 207 499 240
espo@avnet-abacus.eu

FRANCE

Immeuble Carnot Plaza
14 Avenue Carnot
91349 Massy Cedex, Paris
Phone: +33 (0) 1 6447 2929
Fax: +33 (0) 1 6447 9150
paris@avnet-abacus.eu

8 chemin de la Terrasse
Bat D ter étage
31500 Toulouse
Phone: +33 (0) 5 6247 4787
Fax: +33 (0) 5 6247 4761
toulouse@avnet-abacus.eu

35 avenue des Peupliers
Les Peupliers2
35510 Cesson
Phone: +33 (0) 2 9983 7720
Fax: +33 (0) 2 9983 4829
rennes@avnet-abacus.eu

Parc Club du Moulin à Vent
Bât 10, 33 rue du Dr. G Lévy
F-69693 Vénissieux Cedex,
Lyon
Phone: +33 (0) 4 7877 1370
Fax: +33 (0) 4 7877 1391
lyon@avnet-abacus.eu

GERMANY

Englische Str. 27
D - 10587 Berlin
Phone: +49 (0) 30 790 997 0
Fax: +49 (0) 30 790 997 51
berlin@avnet-abacus.eu

Industriestr. 26
D-76297 Stutensee
Phone: +49 (0)7249 910 149
Fax: +49 (0)7249 910 177
stutensee@avnet-abacus.eu

Wilhelmstr. 1, D-59439
Holzwickede / Dortmund
Phone: +49 (0) 2301 2959 27
Fax: +49 (0) 2301 2959 29
dortmund@avnet-abacus.eu

Oehleckerling 9a - 13
22419 Hamburg
Phone: +49 (0) 40 608 23 59 0
Fax: +49 (0) 40 608 23 59 20
hamburg@avnet-abacus.eu

Gruber Str. 60c-60d
D-85586 Poing / Munich
Phone: +49 (0) 8121 777 03
Fax: +49 (0) 8121 777 531
muenchen@avnet-abacus.eu

Lina-Ammon-Str. 19 b
D-90471 Nürnberg
Phone: +49 (0) 911 244 250
Fax: +49 (0) 911 244 25 25
nuernberg@avnet-abacus.eu

Gutenbergstr. 15
D-70771 Leinfelden-
Echterdingen / Stuttgart
Phone: +49 (0) 711 78260 02
Fax: +49 (0) 711 78260 333
stuttgart@avnet-abacus.eu

Gaußstraße 10
D-31275 Lehrte
Phone: +49 (0) 5132 5099 0
Fax: +49 (0) 5132 5099 76
lehrte@avnet-abacus.eu

GREECE

c/o Abacus Avnet Austria
Schönbrunner Str. 297-307
A-1120 Vienna
Phone: +43 1 86642-0
Fax: +43 1 86642 250
greece@avnet-abacus.eu

HUNGARY

c/o Avnet Abacus Austria
Schönbrunner Str. 297-307
A-1120 Vienna
Phone: +43 1 86642-0
Fax: +43 1 86642 250
budapest@avnet-abacus.eu

IRELAND

c/o Avnet Abacus Bolton
Oceanic Building
Waters Meeting Road
Bolton BL1 8SW
Phone: +44 (0)1204 547170
Fax: +44 (0)1204 547171
bolton@avnet.eu

ISRAEL

Avnet Components Israel Ltd.
P.O. Box 48 Tel-Mond, 4065001
Phone: 972-9-7780280
Fax: 972-3-760-1115
avnet.israel@avnet.com

ITALY

Via Manzoni 44
I-20095 Cusano Milanino
(Milano)
Phone: +39 02 660 921
Fax: +39 02 66092 332
milano@avnet-abacus.eu

Viale dell'industria 23
I-35129 Padova
Phone: +39 049 7800 381
Fax: +39 049 7730 36
padova@avnet-abacus.eu

Via Zoe Fontana 220
I-00131 Roma
Phone: +39 06 4123 1952
Fax: +39 06 4192 618
roma@avnet-abacus.eu

Via Scaglia Est. 31/33
41126 Modena
Phone: +39 059 34891
Fax: +39 059 344993
modena@avnet-abacus.eu

Via Panciatichi 40/11
I-50127 Firenze
Phone: +39 055 436 1928
Fax: +39 055 428 8810
firenze@avnet-abacus.eu

LATVIA

c/o Avnet Abacus Poland
Plac Solny 16
PL-50-062 Wroclaw
Phone: +48 71 34 205 99
Fax: +48 71 34 229 10
latvia@avnet-abacus.eu

LITHUANIA

c/o Avnet Abacus Poland
Plac Solny 16
PL-50-062 Wroclaw
Phone: +48 71 34 205 99
Fax: +48 71 34 229 10
lithuania@avnet-abacus.eu

NETHERLANDS

Stadionstraat 2, 6th fl.
NL-4815 NG Breda
Phone: +31 (0) 76 57 22 300
Fax: +31 (0) 76 57 22 303
breda@avnet-abacus.eu

NORWAY

Ryensvingen 3 B
N-0680 Oslo
Phone: +47 (0) 22 70 76 60
Fax: +47 (0) 22 70 76 61
oslo@avnet-abacus.eu

POLAND

Plac Solny 16
PL-50-062 Wroclaw
Phone: +48 71 34 205 99
Fax: +48 71 34 229 10
wroclaw@avnet-abacus.eu

PORTUGAL

Tower Plaza, Rot. Eng. Edgar
Cardoso, 23, Pl. 14, Sala E
PT-4400-676 Vila Nova
de Gaia
Phone: +351 223 779502
Fax: +351 223 779503
portugal@avnet-abacus.eu

ROMANIA

c/o Avnet Abacus Slovenia
Dunajska Cesta 159
1000 Ljubljana
Phone: +386 (0)1 560 97 54
Fax: +386 (0)1 560 98 78
romania@avnet-abacus.eu

RUSSIA

Office 31, Building 2
10 Korovinskoye Shosse
127486 Moscow
Phone: +7 (495) 737 3689
Fax: +7 (495) 737 3686
Moscow@avnet-abacus.eu

SERBIA

c/o Avnet Abacus Slovenia
Dunajska Cesta 167
1000 Ljubljana
Phone: +386 (0)1 560 97 54
Fax: +386 (0)1 560 98 78
serbia@avnet-abacus.eu

SLOVAKIA

c/o Avnet Abacus Austria
Schönbrunner Str. 297-307
A-1120 Vienna
Phone: +43 1 86642-0
Fax: +43 1 86642 250
slovakia@avnet-abacus.eu

SLOVENIA

Dunajska Cesta 167
1000 Ljubljana
Phone: +386 (0)1 560 97 54
Fax: +386 (0)1 560 98 78
ljubljana@avnet-abacus.eu

SOUTH AFRICA

Ground Floor, Forrest House
Belmont Office Park
Belmont Road, Rondebosch
7700, Cape Town
Phone: +27 (0) 21 689 4141
Fax: +27 (0) 21 686 4709
sales@avnet.co.za

202 Chelmsford, 2nd Floor
Nelson Road, Essex Gardens,
Westville, 3629, Durban
Phone: +27 (0) 31 266 8104
Fax: +27 (0) 31 266 1891
sales@avnet.co.za

Block 3, Pinewood Office Park
33 Riley Road
Woodmead, 2191
Sandton, Johannesburg
Phone: +27 (0) 11 319 8600
Fax: +27 (0) 11 319 8650
sales@avnet.co.za

SPAIN

NyN Tower, C/ Tarragona,
151-157, Floor 19
ES-08014 Barcelona
Phone: +34 (0) 93 327 85 50
Fax: +34 (0) 93 425 05 44
barcelona@avnet-abacus.eu

Plaza Zabalgane
12 Bajo Izda,
Galdakao / Vizcaya
ES -48960 Bilbao
Phone: +34 (0) 94 457 0044
Fax: +34 (0) 94 456 8855
bilbao@avnet-abacus.eu

C/Chile, 10 2ª Plta.
Oficina 229
ES -28290 Las Matas / Madrid
Phone: +34 (0) 913 72 7200
Fax: +34 (0) 916 36 9788
madrid@avnet-abacus.eu

SWEDEN

Löfströms Allé 5,
Sundbyberg, Box 1830,
SE-171 27 Solna
Phone: +46 (0) 858 746200
Fax: +46 (0) 858 746 001
stockholm@avnet-abacus.eu

Smörhålevägen 3
SE-43442 Kungsbacka
Phone: +46 (0)8 58746 200
Fax: +46 (0)300 140 15
gothenburg@avnet-abacus.eu

SWITZERLAND

Bernstrasse 392
CH-8953 Dietikon
Phone: +41 (0) 43 322 49 90
Fax: +41 (0) 43 322 49 99
zurich@avnet-abacus.eu

TURKEY

Tatlisu Mahallesi,
Pakdil Sokak
No:5 B Blok Kat 2
34774 Umraniye
Istanbul Turbine
Phone: +90 216 52 88 370
Fax: +90 216 52 88 377
istanbul@avnet-abacus.eu

UK

First Floor, The Gatehouse
Gatehouse Road
Aylesbury, Bucks
HP19 8DB
Phone: +44 (0) 1296 678920
Fax: +44 (0) 1296 678939
Aylesbury@avnet.eu

Building 5
Waltham Park
White Waltham
Maidenhead
Berkshire SL6 3TN
Phone: +44 (0)1628 512900
Fax: +44 (0)1628 512999
maidenhead@avnet.eu

Avnet House
Rutherford Close
Meadway,
Stevenage
Hertfordshire SG1 2EF
Phone: +44 (0)1438 788 500
Fax: +44 (0)1438 788 250
stevenage@avnet.eu

Oceanic Building
Waters Meeting Road
Bolton
BL1 8SW
Phone: +44 (0)1204 547170
Fax: +44 (0)1204 547171
bolton@avnet.eu

UKRAINE

c/o Avnet Abacus Poland
Plac Solny 16
PL-50-062 Wroclaw
Phone: +48 71 34 205 99
Fax: +48 71 34 229 10
ukraine@avnet-abacus.eu

All trademarks and logos are the property of their respective owners. This document provides a brief overview only, no binding offers are intended. No guarantee as to the accuracy or completeness of any information. All information is subject to change, modifications and amendments without notice. Printed on FSC certified paper.