

- Fully isolated contacts
- Full polarization
- Positive locks
- Up to 5.0A per circuit
- 600V AC rating
- UL 94V-0, CSA, TUV approved

## Micro-Fit 3.0™ Family 3.00mm (.118") Pitch

Crimp Terminal	
	Description
	Female Terminal 43030
	Male Terminal 43031
	Micro-Fit™ RMF Terminal 46235

Crimp Housings			
Receptacles (Use with 43030 terminals)		Plugs (Use with 43031 terminals)	
	Description		Description
	Single Row		Single Row, Free Hanging
			Single Row, Panel Mount
	Dual Row		Dual Row, Free Hanging
			Dual Row, Panel Mount

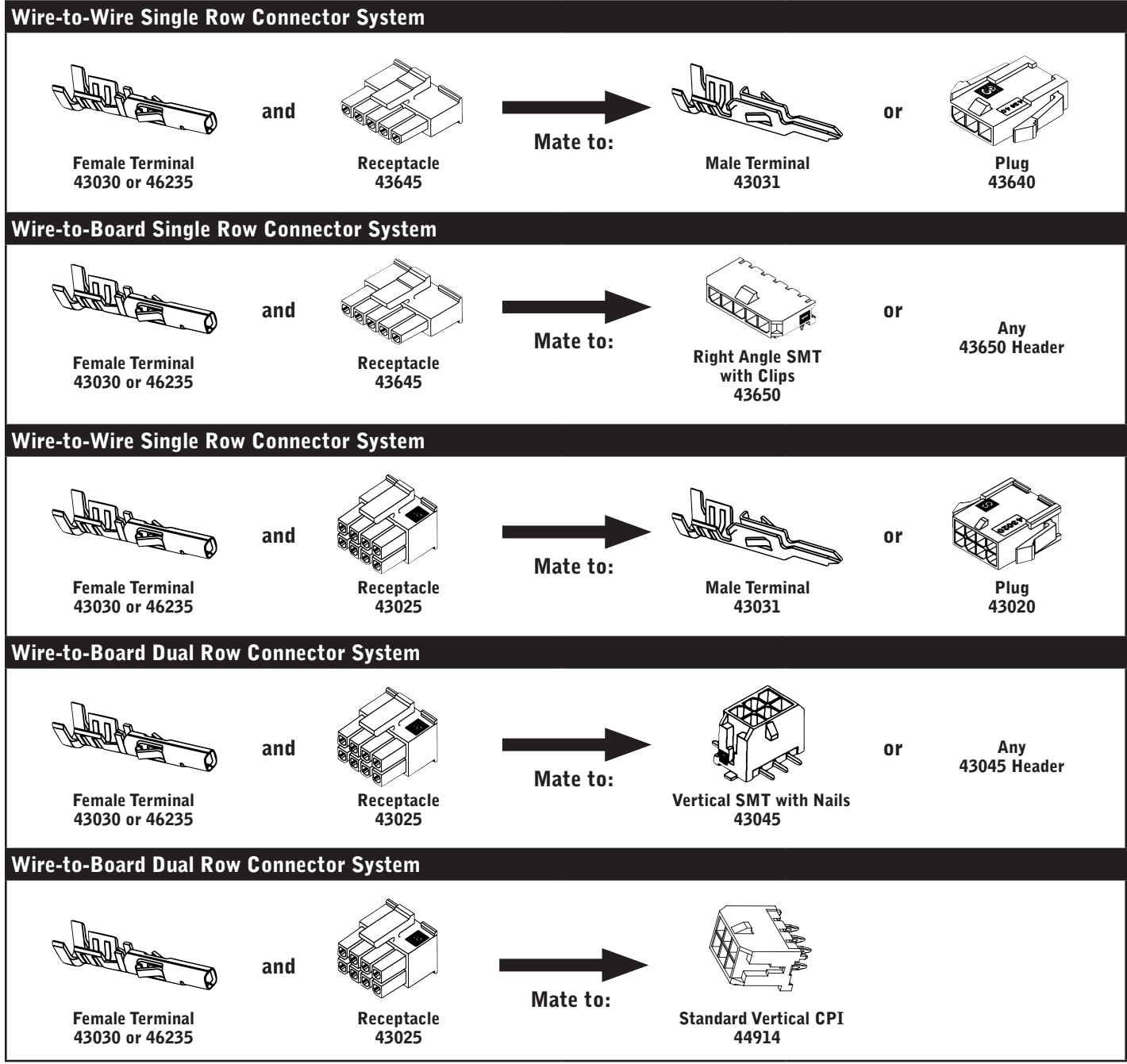
Right Angle Headers			
Single Row	Description	Dual Row	Description
	Surface Mount Compatible with Pegs		Surface Mount Compatible with Pegs
	SMT with Solderable Retention Clip		SMT with Solderable Retention Clip
	SMT with Solder Tabs		SMT with Solder Tabs

Vertical Headers			
Single Row	Description	Dual Row	Description
	Surface Mount Compatible with Pegs		Surface Mount Compatible with Pegs
	SMT with Solderable Retention Clip		SMT with Solderable Retention Clip
	SMT with Solder Tabs		SMT with Solder Tabs

The Micro-Fit 3.0 is a unique connector system that incorporates many of the features previously found only on large power connectors. These connectors are the perfect choice when you need compact connectors that can carry up to 5.0A of current.

Micro-Fit 3.0 is available in circuit sizes 2 to 24 for wire-to-board and wire-to-wire applications. With more than 500 part numbers and still growing, this expansive product line offers through hole and SMT options. SMT versions are available in tape and reel packaging for robotic placement on the PCB.

### Micro-Fit 3.0™ Family 3.00mm (.118") Pitch



Micro-Fit 3.0, BMI™ (Blind Mate Interface) features an innovative panel mounting design that securely locks the plugs and receptacles in place in the panel cutout, while allowing for removal. The plugs and headers feature a funnel entry to guide the mating receptacle or receptacle header into place. Micro-Fit 3.0 housings and headers mate exclusively with the BMI components shown here.

## Micro-Fit 3.0™ Family 3.00mm (.118") Pitch

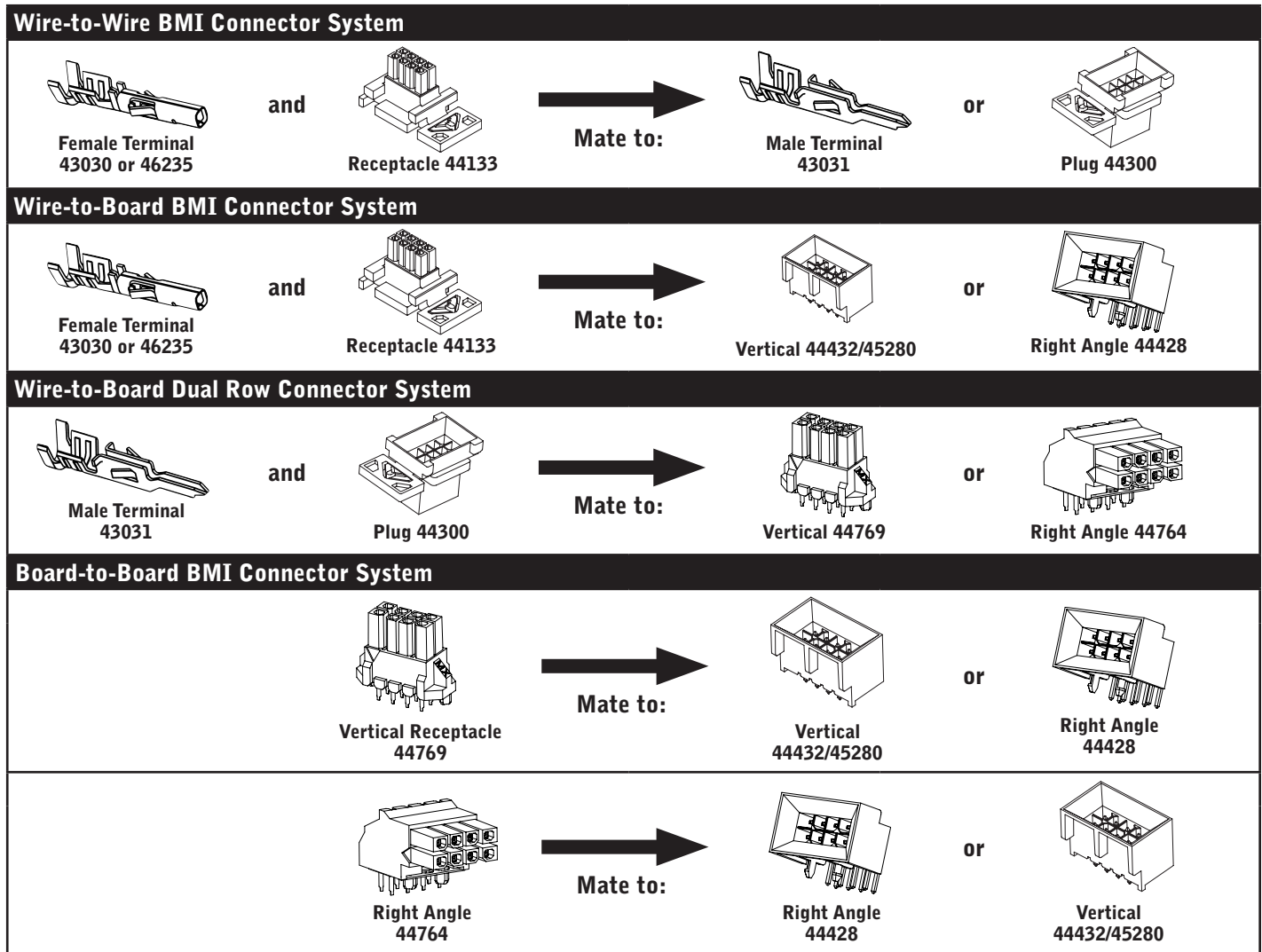
- Full polarization
- Fully isolated contacts
- Dual row
- Sizes 4 to 24 circuits
- UL 94V-0, CSA, TUV approved

### Crimp Housings

- Receptacle floats in panel cutout up to 1.27mm (.050") in any direction

### Headers

- Can be utilized with BMI wire-to-wire connectors
- 1.57mm (.062") PCB thickness
- Surface mount compatible (SMC)
- Black, glass filled nylon housings



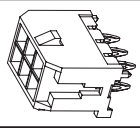
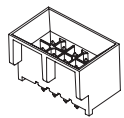
---

## Micro-Fit 3.0, CPI and MicroFit 3.0, BMI, CPI

The Micro-Fit 3.0, CPI (Compliant Pin Interface) and Micro-Fit 3.0, BMI CPI (Blind Mate Version with Compliant Pin Interface) are vertical header product extensions featuring press-fit PC tails.

- CPI style (Press-Fit) pins require no soldering to the PCB
- Available with or without press-fit retention clips or fitting nails
- 2.36mm (.093") minimum PCB thickness

## Micro-Fit 3.0™ Family 3.00mm (.118") Pitch

Standard CPI	
	Description
	Standard Vertical CPI
BMI CPI	
	Blind Mate Vertical CPI

---

## APPLICATIONS

- Personal Computers
- Mainframe Computers
- Handheld Computers
- Notebook PCs
- Fan Tray Assemblies
- Power Supplies
- Work Stations
- Satellites
- Cellular Telephones
- AC Power Line Cords
- Coffeemakers
- Fax Machines
- Vending Machines
- Pin Ball Machines
- Slot Machines
- Exercise Equipment
- Backplane Applications