

Application guide

Wireless charging for consumer

Introducing cost-effective solutions to ensure excellent user experience


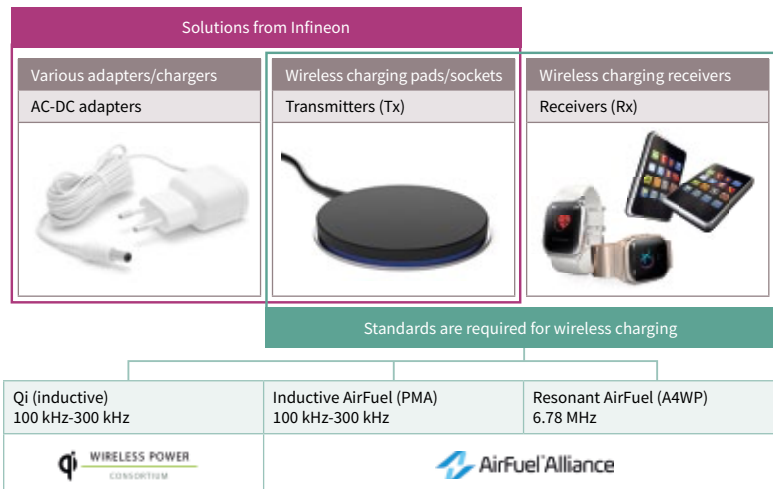
Wireless charging uses electromagnetic fields to transfer power from a transmitter to a receiver to charge the battery of the end-application.

Infineon's broad selection of components helps you to master your design challenges for resonant and inductive solutions. As a member of the Wireless Power Consortium and the AirFuel Alliance, Infineon is dedicated to actively shape the trends of tomorrow.

Choose Infineon to solve your application requirements:

- > High performance MOSFETs, ICs and MCU at optimum price/performance ratio thanks to cost-effective packages and leading, reliable and mature silicon technology
- > High power density in small designs: Enabling the lowest switching and conduction losses in smallest packages for MOSFETs and power stage
- > Smallest possible package size (2 x 2, 3 x 3 half-bridge) for low power MOSFETs 30 V-250 V
- > Highest efficiency: In hard switching topologies, enjoy low switching losses thanks to low input and output capacitances

Infineon is working on its own medium voltage GaN technology and will bring it to the market with a significant performance increase over silicon MOSFETs and at the same level of reliability.

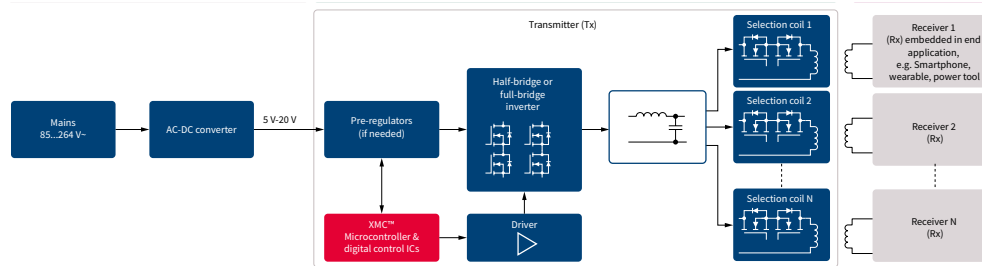


Wireless charging for consumer

Introducing cost-effective solutions to ensure excellent user experience



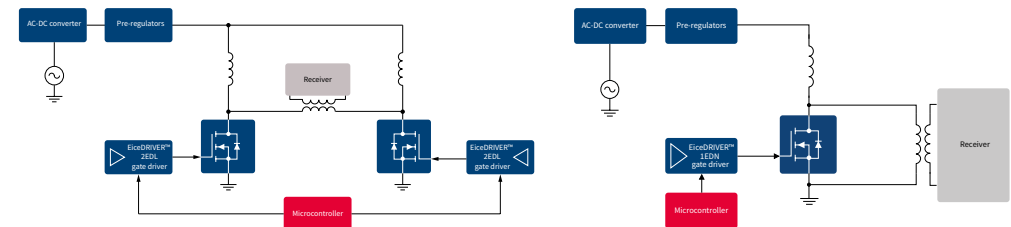
Inductive offerings



For charger/adaptor portion please go to: www.infineon.com/powersupplies

	Voltage class	Package	Part number	$R_{DS(on)}$ (max.) @ V_{GS} 4.5 V [mΩ]	
Inverter	30 V	SuperSO8	BSC0996NS	11.8	
			BSC0993ND	7.0	
		PQFN 3.3 x 3.3	BSZ0589NS	4.4	
			BSZ0994NS	8.6	
			BSZ0909NS	15	
			IRFHS8342PbF	25	
		PQFN 2 x 2	IRLHS6342PbF	15.5	
			Coil selection switch	PQFN 2 x 2	IRLHS6242PbF
		IRFHS8242PbF			21.0
		IRFHS8342PbF			25.0
PQFN 3.3 x 3.3	IRLHS6342PbF	15.5 (= 2.5 V drive capable)			
	BSZ0994NS	8.6			
	BSZ0909NS	15			
Driver ICs	PX3517 or PX3519 or AUIRS23015				
Microcontroller	XMC1302 or XMC1404 or XMC4108				

Resonant offerings



Class D full-bridge topology shown here, products also suitable for class D half-bridge topology

Class E single-ended topology shown here, products also suitable for class E differential topology

	Voltage class	Package	Part number	$R_{DS(on)}$ (max.) @ V_{GS} 4.5 V [mΩ]	$Q_{typical}$	C_{oss} typical	Topology		
Inverter	30 V	PQFN 2 x 2 Dual	IRLHS6376PbF	48.0	2.8	32	Class D		
		PQFN 3.3 x 3.3 Dual	BSZ0909ND	18.5	2.0	~120	Class D		
			SOT-23	IRLML0030PbF	33	2.75	84	Class D	
	40 V	SOT-23	IRLML0040PbF	62	2.8	49	Class D		
			IRLML0060PbF	98	2.6	37	Class D		
	80 V	PQFN 2 x 2	IRL80HS120	32.0	3.5	68	Class D/E		
	100 V		IRL100HS121	42.0	2.7	62	Class D/E		
	150 V	PQFN 3.3 x 3.3	BSZ900N15NS3	75*	4.1*	46	Class E		
			BSZ520N15NS3	42*	7.2*	80	Class E		
			BSZ900N20NS3	78*	7.2*	52	Class E		
			BSZ22DN20NS3	200*	3.5*	24	Class E		
			BSZ12DN20NS3	111*	5.4*	39	Class E		
			250 V		BSZ42DN25NS3	375*	3.6*	21	Class E
					Driver ICs	EiceDRIVER™ 2EDL71**			
Driver ICs	EiceDRIVER™ 1EDN								
Microcontroller	XMC1302 or XMC1404 or XMC4108								

* @ $V_{GS} = 8 V$

** coming soon

Published by
Infineon Technologies Austria AG
9500 Villach, Austria

© 2017 Infineon Technologies AG.
All Rights Reserved.

Order Number: B111-10445-V2-7600-EU-EC-P
Date: 11/2017

Please note!

THIS DOCUMENT IS FOR INFORMATION PURPOSES ONLY AND ANY INFORMATION GIVEN HEREIN SHALL IN NO EVENT BE REGARDED AS A WARRANTY, GUARANTEE OR DESCRIPTION OF ANY FUNCTIONALITY, CONDITIONS AND/OR QUALITY OF OUR PRODUCTS OR ANY SUITABILITY FOR A PARTICULAR PURPOSE. WITH REGARD TO THE TECHNICAL SPECIFICATIONS OF OUR PRODUCTS, WE KINDLY ASK YOU TO REFER TO THE RELEVANT PRODUCT DATA SHEETS PROVIDED BY US. OUR CUSTOMERS AND THEIR TECHNICAL DEPARTMENTS ARE REQUIRED TO EVALUATE THE SUITABILITY OF OUR PRODUCTS FOR THE INTENDED APPLICATION.

WE RESERVE THE RIGHT TO CHANGE THIS DOCUMENT AND/OR THE INFORMATION GIVEN HEREIN AT ANY TIME.

Additional information

For further information on technologies, our products, the application of our products, delivery terms and conditions and/or prices, please contact your nearest Infineon Technologies office (www.infineon.com).

Warnings

Due to technical requirements, our products may contain dangerous substances. For information on the types in question, please contact your nearest Infineon Technologies office.

Except as otherwise explicitly approved by us in a written document signed by authorized representatives of Infineon Technologies, our products may not be used in any life-endangering applications, including but not limited to medical, nuclear, military, life-critical or any other applications where a failure of the product or any consequences of the use thereof can result in personal injury.