

Metallized Polypropylene Film Capacitor (For Automotive)

Type **ECWFG**

NEW



Non-inductive construction using metallized Polypropylene film with flame retardant plastic case.

Features

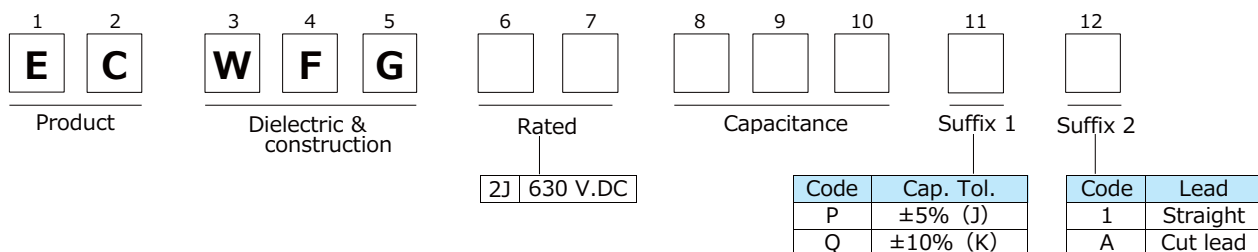
- AEC-Q200 compliant
- High safety(with safety function)
- High moisture resistance(85°C, 85%, 500 V.DC, 1000 h)
- High thermal shock resistance(-55°C ⇔ 85°C, 1000 cycles)
- High temperature load test(125°C, 450 V.DC, 1000 h)
- Flame-retardant plastic case and non-combustible resin
- RoHS compliant

Recommended applications

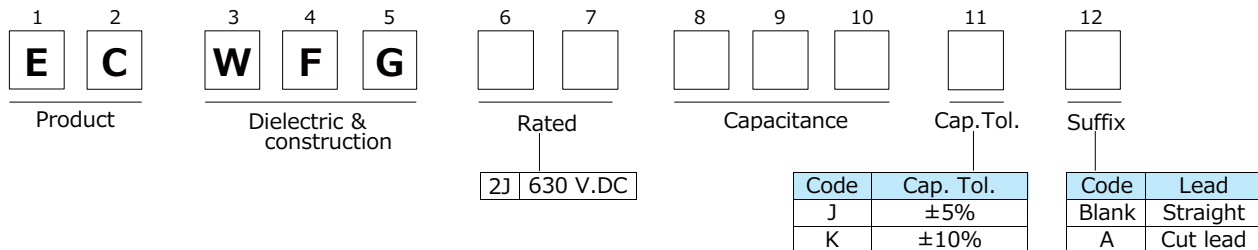
- DC/DC, AC/DC converter circuit in xEV
- High frequency and high current circuits

Explanation of part number

Lead pitch : 22.5 mm



Lead pitch : 27.5 mm

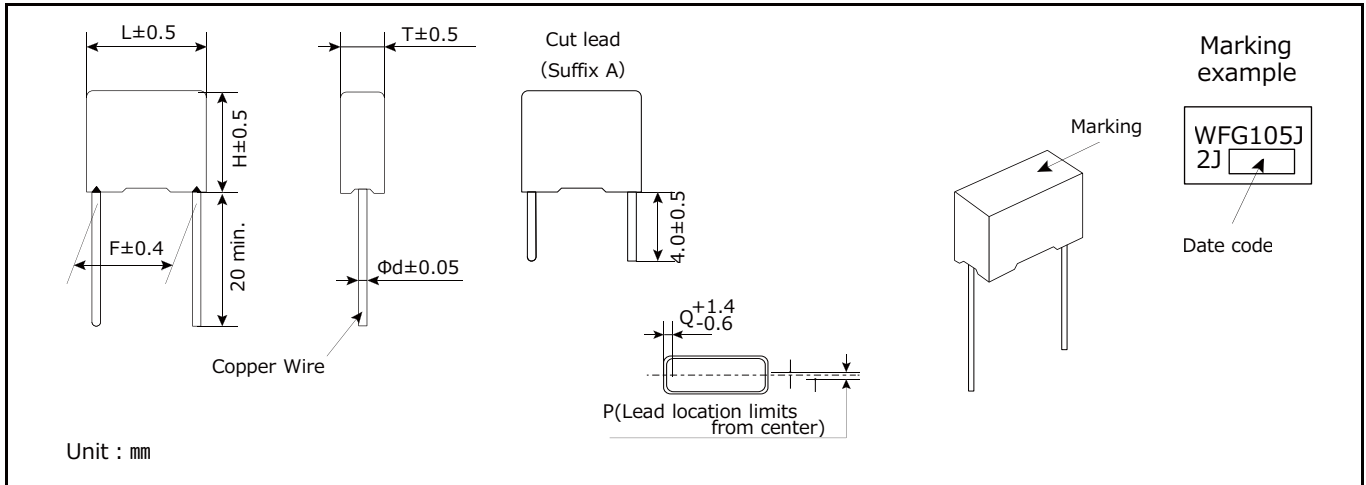


Specifications

Category temp. range (Including temperature-rise on unit surface)	-40 °C to +110 °C
Rated voltage	630 V.DC (Derating of rated voltage by 1.0% / °C at more than 85°C)
Capacitance range	1.0 μF, 1.5 μF, 2.2 μF, 3.0 μF (Lead pitch : 22.5 mm) 1.0 μF, 1.5 μF, 2.2 μF, 3.0 μF, 4.7 μF (Lead pitch : 27.5 mm)
Capacitance tolerance	±5% (J), ±10 % (K)
Dissipation factor(tan δ)	tan δ ≤ 0.1 % (20 °C, 1 kHz)
Withstand voltage	Between terminals : Rated voltage (V.DC) × 150 % 60 s
Insulation resistance(IR)	IR ≥ 3,000 MΩ·μF (20 °C, 500 V.DC, 60 s)

* In case of applying voltage in alternating current (50 Hz or 60 Hz sine wave) to a capacitor with DC rated voltage, please refer to the page of "Permissible voltage (R.M.S) in alternating current corresponding to DC rated voltage".

Dimensions



Rating · Dimensions · Quantity

Lead pitch : 22.5 mm

Part No	Capacitance e	Dimensions (mm)							Min. Order Q't	
		L	T	H	F	Φd	P	Q	Straight	Cut lead
ECWFG2J105P()	1.0	27.0	10.5	19.0	22.5	1.0	0 ± 0.8	2.25	400	350
ECWFG2J105Q()										
ECWFG2J155P()	1.5	27.0	12.0	21.0	22.5	1.0	0 ± 0.8	2.25	300	300
ECWFG2J155Q()										
ECWFG2J225P()	2.2	27.0	15.5	24.0	22.5	1.0	0 ± 0.8	2.25	200	250
ECWFG2J225Q()										
ECWFG2J305P()	3.0	27.0	17.5	26.5	22.5	1.0	0 ± 0.8	2.25	150	150
ECWFG2J305Q()										

* () : Suffix for lead crimped

Lead pitch : 27.5 mm

Part No	Capacitance e	Dimensions (mm)							Min. Order Q't	
		L	T	H	F	Φd	P	Q	Straight	Cut lead
ECWFG2J105□()	1.0	31.5	9.5	18.0	27.5	1.0	0 ± 0.8	2.0	400	350
ECWFG2J155□()	1.5	31.5	10.5	21.0	27.5	1.0	0 ± 0.8	2.0	300	300
ECWFG2J225□()	2.2	31.5	12.0	24.5	27.5	1.0	0 ± 0.8	2.0	200	250
ECWFG2J305□()	3.0	31.5	13.5	28.5	27.5	1.0	0 ± 0.8	2.0	150	150
ECWFG2J475□()	4.7	31.5	17.5	32.5	27.5	1.0	0 ± 0.8	2.0	100	100

* □ : Capacitance tolerance code

* () : Suffix for lead crimped