

Lite-Trap SMT Wire-to-Board Connector System


Standard, Mini, Bottom and Vertical-Entry Types




Ideal for thin LED lighting-module applications, Molex's Lite-Trap SMT wire-to-board connectors offer easy wire removability and low-profile top-and-bottom entry styles for reduced shadowing

Features and Benefits


Low-profile top-and-bottom entry styles	Provide reduced shadowing effects for LED applications
User-friendly push-button latch	Ensures easy wire extraction
Low wire insertion and high wire retention forces	Enables easy wire insertion; provides secure contact retention
Long wire insulation design	Provides stable wire placement for additional contact assurance
Compact industry-standard PCB pattern layout	Saves space and is drop-in compatible with certain competitive products
Wire stopper feature	Facilitates correct wire insertion depth placement
Dual-contact gate-style terminal design	Provides secure electrical contact and high wire-retention force



Standard and Mini Lite-Trap connectors



Bottom-Entry Lite-Trap Connector



Vertical-Entry Lite-Trap Connector

Applications

Lighting

- Down Light
- Strip Light

Factory Automation Equipment

Consumer Electronics

Any application requiring an easy-to-use wire insertion/extraction method



LED Down Lighting



Security System Controller



LED Strip Lighting

Lite-Trap SMT Wire-to-Board Connector System

Standard, Mini, Bottom and Vertical-Entry Types



Specifications

REFERENCE INFORMATION

Packaging: Embossed Tape
 Use With: Solid or stranded wire
 Designed In: Millimeters
 RoHS: Yes
 Halogen Free: Yes
 Glow Wire Compliant: No

ELECTRICAL

Voltage (max.):
 Standard: 300V
 Mini: 160V
 Bottom-Entry: 320V
 Vertical-Entry: 431V
 Current (max.): 9A (Mini, Vertical-Entry: 3.0A)
 Contact Resistance: 10 milliohms max.
 Dielectric Withstanding Voltage: 1,600V AC;
 Mini: 1,320V AC; Bottom Entry: 1,640V AC
 Insulation Resistance: 1,000 Megaohms min.

MECHANICAL

Wire Insertion Force: 10.0N max.
 (Vertical-Entry: 20.0N max.)
 Wire Retention Force:
 Standard:
 AWG 24-28: 28N min.
 AWG 18-22: 50N min.
 Mini:
 AWG 22: 30N min.
 AWG 24: 20N min.
 AWG 26: 8N min.
 Bottom-Entry:
 AWG 18-22: 50N min.
 AWG 24: 28N min.
 Vertical-Entry:
 AWG 18: 50N min.
 Durability (min.): 25 cycles

PHYSICAL

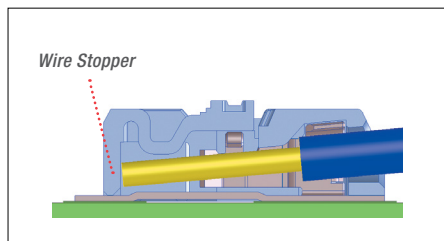
Housing: LCP, UL 94V-0
 Contact: Copper Alloy

PLATING

Contact Area: Tin
 Solder Tail Area: Tin
 Operating Temperature:
 Mini/Vertical-Entry: -40 to 130°C
 Standard/Bottom Entry: -60 to 130°C

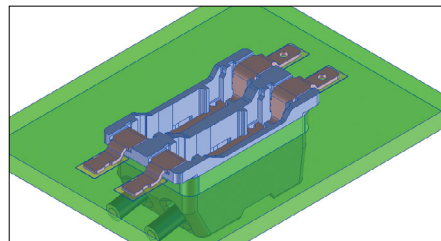
Additional Product Features

Wire Stopper Feature For Wire Protection



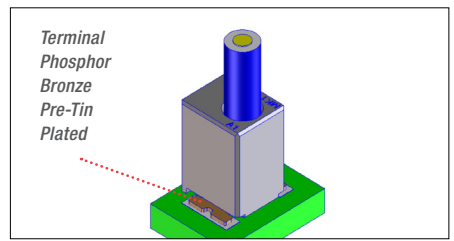
A wire stopper feature built into the mold design helps identify when the wire has been fully inserted to facilitate wire alignment and avoid wire damage

Less Shadowing With Bottom-Entry Type



The bottom-entry type Lite-Trap connector (above left) has less housing material exposed above the LED panel compared to top-entry types (above right), which reduces shadowing

Grooved Solder Tail Design to secure strong PCB retention force



The vertical-entry type Lite-Trap can create the combination of high voltage and current together

Ordering Information

Type	Order No.	Circuit Size	AWG	Current
Mini	104238-0110	1	22 to 26 (Solid)	3.0A
	104238-0210	2		
Standard	104188-0110	1	18 to 24 (Solid) 20 to 22 (Stranded)	9.0A
	104188-0210	2		
Bottom-Entry	104266-0110	1	18 to 24 (Solid) 20 to 24 (Stranded)	9.0A
	104266-0210	2		
Vertical-Entry	202394-0110	1	18 (Solid)	3.0A

www.molex.com/link/litetrp.html