



**FEATURES:**

- Accurate Constant Current Output  $\pm 5\%$
- High Efficiency: Up to 86%
- Active Power Factor Correction
- Short Circuit / Open Circuit Protection
- Class 2 Power Unit
- Long Life, High reliability
- IP20, Suitable for Indoor LED Lighting
- 3 Years Limited Warranty

**Models**  
**Single output**



Model	Max Output Power (W)	Output Voltage Range (V)	Output Current (mA)	Input Voltage (VAC/Hz)	Efficiency (%)
AMEPR10-2629Z	8	18-26	290	90-264/47-63	83
AMEPR10-3329Z	10	23-33	290	90-264/47-63	83
AMEPR10-4224Z	10	30-42	240	90-264/47-63	86

NOTE: All specifications in this datasheet are measured at an ambient temperature of 25°C, humidity <75%, nominal input voltage and at rated output load unless otherwise specified.

**Input Specifications**

Parameters	Conditions	Typical	Maximum	Units
Input Current	90 VAC, full load		0.15	Arms
Inrush current <2ms	115 VAC, cold start		20	A
	230 VAC, cold start		40	
Leakage current			0.75	mA
Input dissipation	No Load		1	W
	Output Short		2	W
Power Factor	115 VAC, full load		0.90	
	230 VAC, full load		0.90	
Input Fuse	1A/250V			
Start-up Time	115 VAC, full load		2.0	Sec.
	230 VAC, full load		1.0	Sec.

**Output Specifications**

Parameters	Conditions	Typical	Maximum	Units
Current accuracy		$\pm 5$		%
Line regulation	LL to HL	$\pm 3$		%
Load regulation	Full Output Voltage Range	$\pm 3$		%
Ripple & Noise			1150	mV p-p
Output Current Ripple	Full load		550	mA
Current Overshoot	LL to HL, full load at cold start, % of rated output current		10	%
Hold-up time (min)			0	ms
Minimum Load Voltage	See Models Table Above			

**Isolation Specifications**

Parameters	Conditions	Typical	Rated	Units
Tested I/O voltage	IEC61347		3750	VAC
Isolation Resistance	500Vdc	>100M $\Omega$		VAC
Isolation Capacitance		100		pF

**General Specifications**

Parameters	Conditions	Typical	Maximum	Units
Switching frequency			135	KHz

Over voltage protection	AMEPR10-2629Z		30	V
	AMEPR10-3329Z		36	V
	AMEPR10-4224Z		50	V
Short circuit protection	Continuous, Hiccup Mode			
Short circuit restart	Auto Recovery			
Open circuit protection	Continuous, Hiccup Mode			
Operating temperature	Without derating		-20 to +50	°C
Maximum case temperature			80	°C
Storage temperature			-30 to +90	°C
Temperature coefficient			0.05	% / °C
Cooling	Free Air Convection			
Humidity			90	% RH
Case material	Plastic			
Weight	AMEPR10-2629Z, AMEPR10-3329Z		60	g
	AMEPR10-4224Z		70	g
Dimensions (L X W X H)	AMEPR10-2629Z, AMEPR10-3329Z	3.46 x 1.54 x 0.91 inches	88.0 x 39.2 x 23.1 mm	
Dimensions (L X W X H)	AMEPR10-4224Z	3.68 x 1.76 x 1.08 inches	93.5 x 44.7 x 27.5 mm	
MTBF	>300,000 hrs (MIL-HDBK-217F at +25°C)			


## Safety Specifications

Parameters		
Standards	Electromagnetic Interference	EN55015 / FCC Part 15, Class B
	Harmonic Current Emissions	EN61000-3-2, Class B
	Voltage fluctuations and flicker	EN61000-3-3
	Electrostatic Discharge Immunity	EN61000-4-2, 8kV Air, 4kV Contact, Level 3, Criteria A
	RF, Electromagnetic Field Immunity	EN61000-4-3, Test-RS Level 3, Criteria A
	Electrical Fast Transient / Burst Immunity	EN61000-4-4, Burst EFT Level 3, Criteria A
	Surge Immunity	EN61000-4-5, Line to Neutral 2kV
	RF, Conducted Disturbance Immunity	EN61000-4-6, Test-CS Level 3, Criteria A
	Power frequency Magnetic Field Immunity	EN61000-4-8, Test 3A/m, Criteria A
	Voltage dips, Short Interruptions Immunity	EN61000-4-11, Criteria B
	Electromagnetic Immunity Requirements Applies to Lighting Equipment	EN61547

## Pin Definition

Recommended Wire gauge	Connection
20-24	AC L
20-24	AC N
14-26	LED+
14-26	LED-

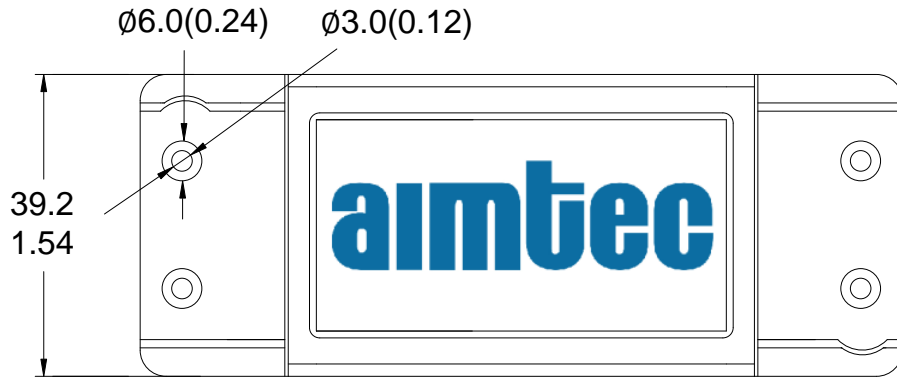
## Application Block diagram




**Dimensions**

AMEPR10-2629Z, & AMEPR10-3329Z,

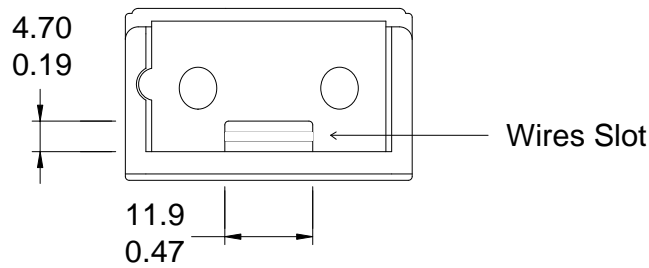
Top View



Side View1

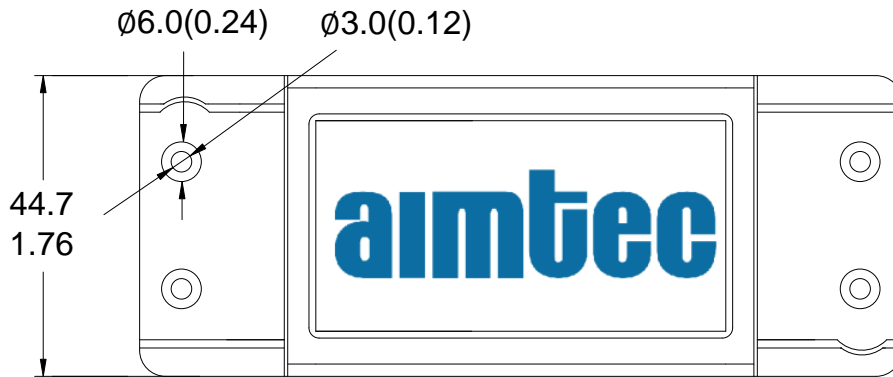


Side View2




AMEPR10-4224Z

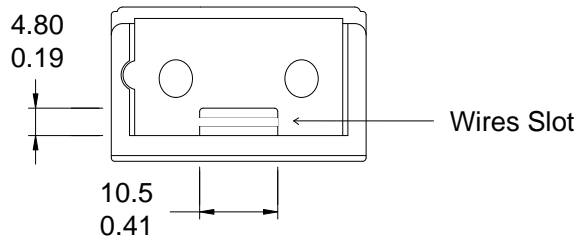
Top View



Side View1

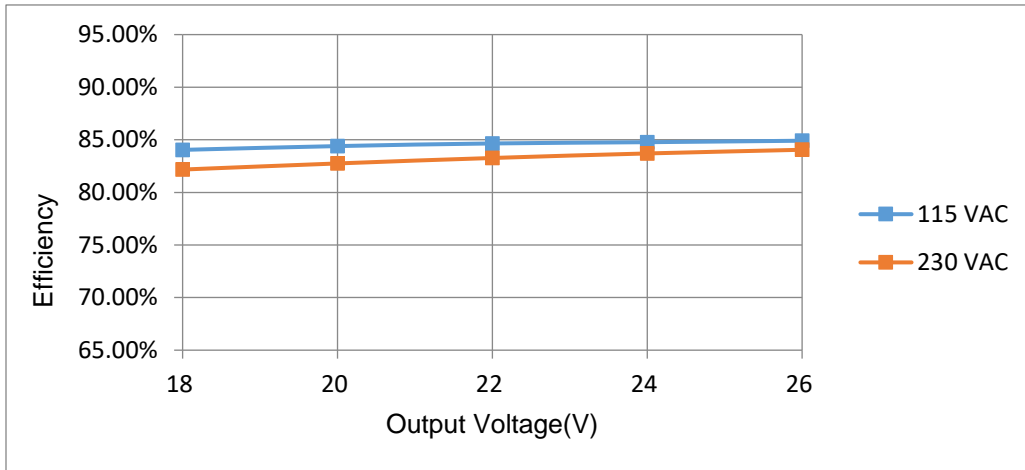


Side View2

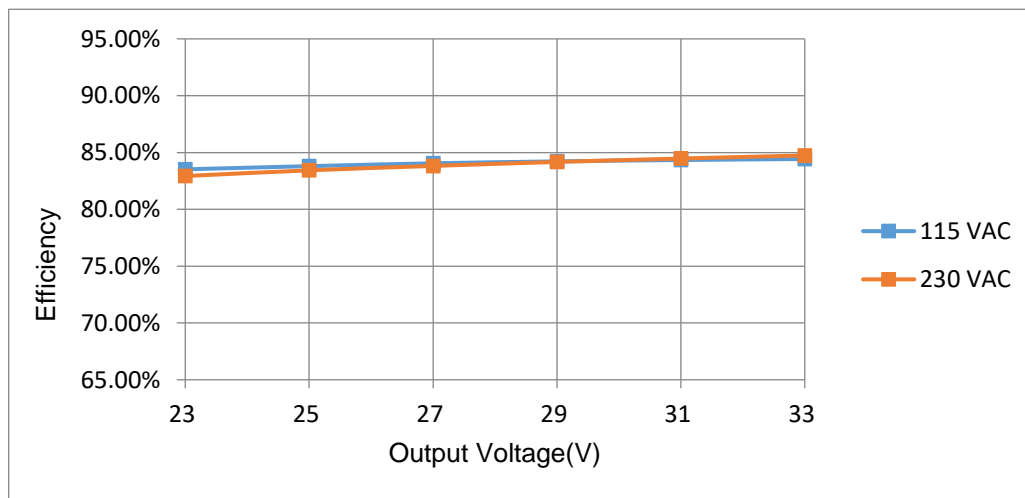


### Efficiency Vs. Input Voltage & Output Load Voltage

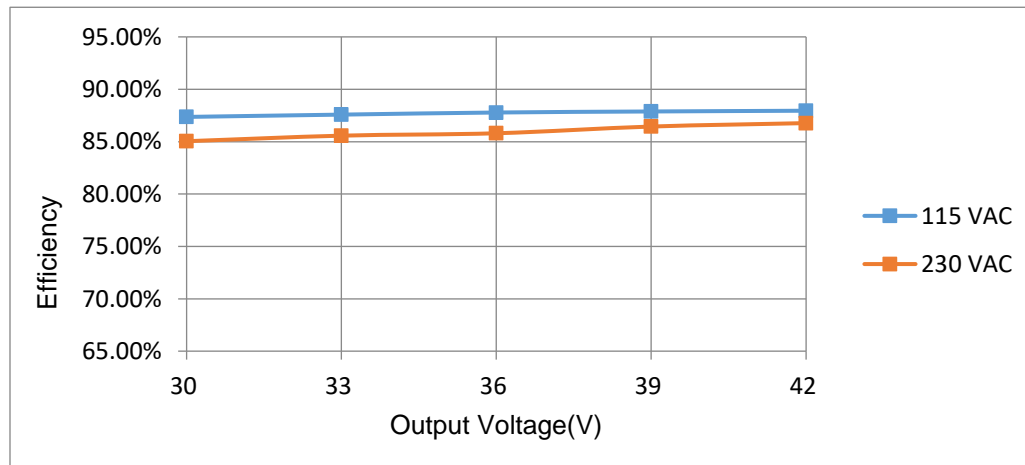
AMEPR10-2629Z



AMEPR10-3329Z

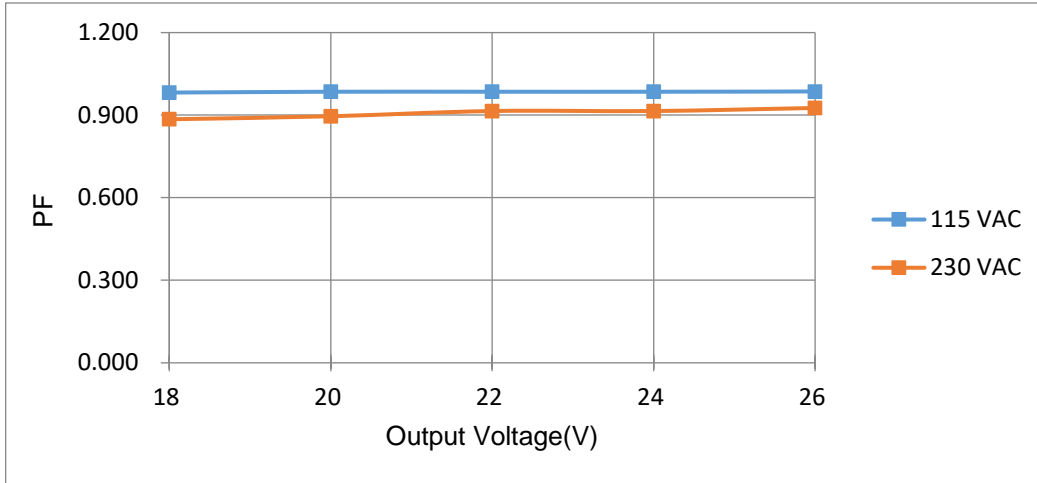


AMEPR10-4224Z

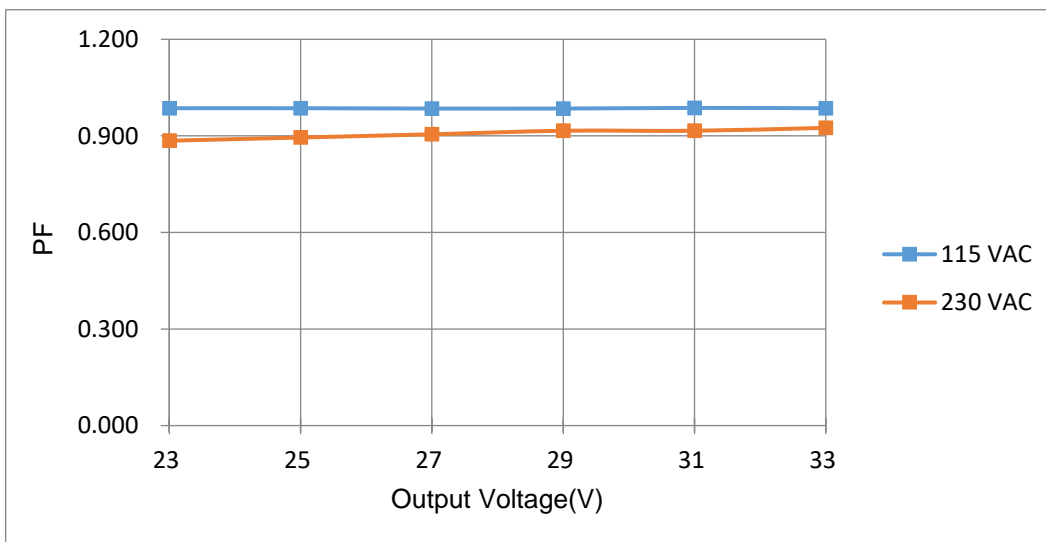


**PF vs. Input Voltage & Output Load Voltage**

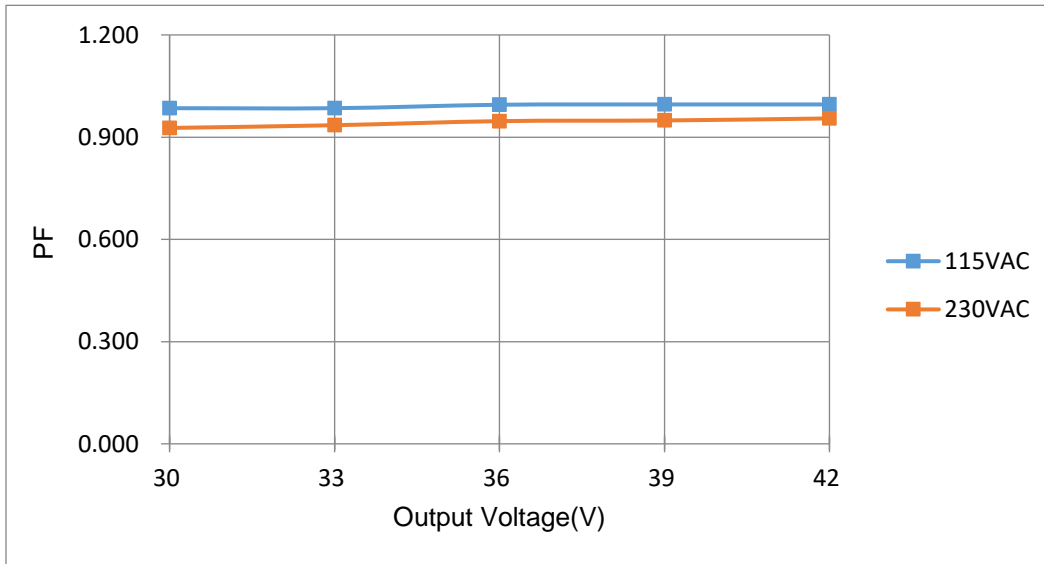
AMEPR10-2629Z



AMEPR10-3329Z



AMEPR10-4224Z



**NOTE:** **1.** Datasheets are updated as needed and as such, specifications are subject to change without notice. Once printed or downloaded, datasheets are no longer controlled by Aimtec; refer to [www.aimtec.com](http://www.aimtec.com) for the most current product specifications. **2.** Product labels shown, including safety agency certifications on labels, may vary based on the date manufactured. **3.** Mechanical drawings and specifications are for reference only. **4.** All specifications are measured at an ambient temperature of 25°C, humidity<75%, nominal input voltage and at rated output load unless otherwise specified. **5.** Aimtec may not have conducted destructive testing or chemical analysis on all internal components and chemicals at the time of publishing this document. CAS numbers and other limited information are considered proprietary and may not be available for release. **6.** This product is not designed for use in critical life support systems, equipment used in hazardous environments, nuclear control systems or other such applications which necessitate specific safety and regulatory standards other the ones listed in this datasheet. **7.** Warranty is in accordance with Aimtec's standard Terms of Sale available at [www.aimtec.com](http://www.aimtec.com).